

**INDEPENDENT AUDITOR'S REPORT ON FINANCIAL STATEMENTS TO THE SHAREHOLDERS OF
AFGHANISTAN INTERNATIONAL BANK****Introduction**

We have audited the financial statements of Afghanistan International Bank (the Bank), which comprise the statement of financial position as at 31 December 2024, and the statement of comprehensive income, the statement of changes in equity and statement of cash flows for the year then ended, and notes to the financial statements, including a summary of significant accounting policies.

In our opinion, the accompanying financial statements give a true and fair view of the financial position of the Bank as at 31 December 2024, and of its financial performance and its cash flows for the year ended, in accordance with International Financial Reporting Standards (IFRSs) issued by the International Accounting Standards Board (IASB), the Law of Banking in Afghanistan and other laws and regulations issued by Da Afghanistan Bank.

Basis for Opinion

We conducted our audit in accordance with International Standards on Auditing (ISAs). Our responsibilities under those standards are further described in the *Auditor's Responsibilities for the Audit of the Financial Statements* section of our report. We are independent of the Bank in accordance with the International Ethics Standards Board for Accountants' Code of Ethics for Professional Accountants that are relevant to our audit of the financial statements in Afghanistan and we have fulfilled our other ethical responsibilities in accordance with these requirements and the IESBA code. We believe that the audit evidence we have obtained is sufficient and appropriate to provide a basis for our opinion.

Responsibilities of Management and Those Charged with Governance for the Financial Statements

Management is responsible for the preparation and fair presentation of the financial statements in accordance with IFRSs issued by the International Accounting Standards Board (IASB), the Law of Banking in Afghanistan and other laws and regulations issued by Da Afghanistan Bank, and for such internal control as management determines is necessary to enable the preparation of financial statements that are free from material misstatement, whether due to fraud or error.

In preparing the financial statements, management is responsible for assessing the Bank's ability to continue as a going concern, disclosing, as applicable, matters related to going concern and using the going concern basis of accounting unless management either intends to liquidate the Bank or to cease operations, or has no realistic alternative but to do so.

Those charged with governance are responsible for overseeing the Bank's financial reporting process.





Auditor's Responsibilities for the Audit of the Financial Statements

Our objectives are to obtain reasonable assurance about whether the financial statements as a whole are free from material misstatement, whether due to fraud or error, and to issue an auditor's report that includes our opinion. Reasonable assurance is a high level of assurance but is not a guarantee that an audit conducted in accordance with ISAs will always detect a material misstatement when it exists. Misstatements can arise from fraud or error and are considered material if, individually or in the aggregate, they could reasonably be expected to influence the economic decisions of users taken on the basis of these financial statements.

As part of an audit in accordance with ISAs, we exercise professional judgment and maintain professional skepticism throughout the audit. We also:

- Identify and assess the risks of material misstatement of the financial statements, whether due to fraud or error, design and perform audit procedures responsive to those risks, and obtain audit evidence that is sufficient and appropriate to provide a basis for our opinion. The risk of not detecting a material misstatement resulting from fraud is higher than for one resulting from error, as fraud may involve collusion, forgery, intentional omissions, misrepresentations, or the override of internal control.
- Obtain an understanding of internal control relevant to the audit in order to design audit procedures that are appropriate in the circumstances, but not for the purpose of expressing an opinion on the effectiveness of the Bank's internal control.
- Evaluate the appropriateness of accounting policies used and the reasonableness of accounting estimates and related disclosures made by management.
- Conclude on the appropriateness of management's use of the going concern basis of accounting and, based on the audit evidence obtained, whether a material uncertainty exists related to events or conditions that may cast significant doubt on the Bank's ability to continue as a going concern. If we conclude that a material uncertainty exists, we are required to draw attention in our auditor's report to the related disclosures in the financial statements or, if such disclosures are inadequate, to modify our opinion. Our conclusions are based on the audit evidence obtained up to the date of our auditor's report. However, future events or conditions may cause the Bank to cease to continue as a going concern.
- Evaluate the overall presentation, structure and content of the financial statements, including the disclosures, and whether the financial statements represent the underlying transactions and events in a manner that achieves fair presentation.

We communicate with those charged with governance regarding, among other matters, the planned scope and timing of the audit and significant audit findings, including any significant deficiencies in internal control that we identify during the audit.

Mazars  

Chartered Accountants

Engagement Partner: Muhammad Saqlain Siddiqui

Date: 09 March 2025


Place: Kabul, Afghanistan


**AFGHANISTAN INTERNATIONAL BANK
STATEMENT OF FINANCIAL POSITION
AS AT 31 DECEMBER, 2024**


	Note	2024 ----- AFN '000' -----	2023
ASSETS			
Cash and balances with Da Afghanistan Bank	5	19,467,147	27,209,283
Balances with other banks	6	4,795,887	4,819,385
Placements - net	7	7,165,251	8,269,656
Investments - net	8	6,664,598	4,991,227
Loan and advances to customers - net	9	137,619	288,884
Operating fixed assets	10	2,513,313	2,662,767
Intangible assets	11	269,585	356,504
Deferred tax assets	12	-	26,953
Other assets	13	1,680,905	778,022
Total assets		42,694,305	49,402,680
LIABILITIES			
Customers' deposits	14	37,855,885	44,926,368
Deferred income		360	1,998
Lease liabilities	15	115,432	172,620
Deferred tax liabilities	12	27,076	
Other liabilities	16	711,434	437,593
Total liabilities		38,710,188	45,538,579
EQUITY			
Share capital	17	1,465,071	1,465,071
Capital reserves	18	502,043	434,088
Retained earnings		2,114,181	2,056,034
Revaluation loss on debt instruments at FVOCI		(97,179)	(91,093)
Total equity		3,984,117	3,864,101
Total liabilities and equity		42,694,305	49,402,679
Contingencies and commitments	19		

The annexed notes 1 to 40 form an integral part of these financial statements.

Mal


Chairman


Chief Executive Officer



Chief Financial Officer

**AFGHANISTAN INTERNATIONAL BANK
STATEMENT OF COMPREHENSIVE INCOME
FOR THE YEAR ENDED 31 DECEMBER, 2024**

	Note	2024 ----- AFN in '000 -----	2023 -----
Mark-up / profit return / interest earned	20	660,091	696,393
Profit return expenses		(10,591)	(10,608)
Net interest/ profit income		649,500	685,785
Fee and commission income	21	1,613,975	2,595,375
Fee and commission expense	22	(134,913)	(202,577)
Net fee and commission income		1,479,062	2,392,798
Income from dealing in foreign currencies		217,461	227,304
		<u>2,346,023</u>	<u>3,305,887</u>
Other income	23	739	-
Loss on sale of securities		(16,768)	(131,833)
Credit losses expense	24	(29,509)	(67,970)
Finance cost on lease liability		(1,345)	(2,261)
General and administrative expenses	25	(1,637,163)	(1,822,388)
Operating Profit		<u>661,977</u>	<u>1,281,434</u>
Extra ordinary items "Income/Expense"			
Deposits insurance reimbursement	28	974,828	-
Repayment of interest income on loans and advances	28	(222,152)	-
		<u>752,676</u>	<u>-</u>
Profit before tax		<u>1,414,653</u>	<u>1,281,434</u>
Taxation	27	(55,551)	18,953
Profit for the year		<u>1,359,102</u>	<u>1,300,387</u>
Other comprehensive income			
<i>Items that may be classified to profit or loss subsequently</i>			
(Deficit) / Surplus on debt instruments at FVOCI		(7,607)	29,013
Related deferred tax		1,521	(5,803)
Other comprehensive income, net of tax		(6,086)	23,210
Total comprehensive income for the year		<u>1,353,016</u>	<u>1,323,597</u>
Earnings per share - Basic and diluted (AFN)		<u>45.30</u>	<u>43.35</u>

The annexed notes 1 to 40 form an integral part of these financial statements.

MoQ


Chairman


Chief Executive Officer


Chief Financial Officer


**AFGHANISTAN INTERNATIONAL BANK
STATEMENT OF CHANGES IN EQUITY
AS AT 31 DECEMBER, 2024**

	Share capital	Revaluation loss on debt instruments	Capital reserves	Retained earnings	Total
at FVOCI					
----- AFN '000' -----					
Balance at 01 January 2023	1,465,071	(114,303)	369,069	2,051,465	3,771,302
Total comprehensive income					
Profit for the year	-	-	-	1,300,386	1,300,386
Other comprehensive income, net of tax:	-	-	-	-	-
Debt instruments at FVOCI	-	-	-	-	-
Net change in fair value	-	29,013	-	-	29,013
Related tax	-	(5,803)	-	-	(5,803)
	-	-	-	-	-
Total comprehensive income	-	23,210	-	1,300,386	1,323,596
Transferred to capital reserve	-	-	65,019	(65,019)	-
Transactions with owners of the bank					
Dividend paid	-	-	-	(1,230,797)	(1,230,797)
Balance at 31 December 2023	1,465,071	(91,093)	434,088	2,056,034	3,864,101

	Share capital	Revaluation loss on debt instruments at FVOCI	Capital reserve	Retained earnings	Total
----- AFN '000' -----					
Balance at 01 January 2024	1,465,071	(91,093)	434,088	2,056,034	3,864,101
Total comprehensive income					
Profit for the year	-	-	-	1,359,102	1,359,102
Other comprehensive income, net of tax:	-	-	-	-	-
Fair value reserve (debt instruments at FVOCI)	-	-	-	-	-
Net change in fair value	-	(7,607)	-	-	(7,607)
Related tax	-	1,521	-	-	1,521
	-	-	-	-	-
Total comprehensive income	-	(6,086)	-	1,359,102	1,353,016
Transferred to capital reserve	-	-	67,955	(67,955)	-
Transactions with owners of the bank					
Dividend paid	-	-	-	(1,233,000)	(1,233,000)
Balance at 31 December 2024	1,465,071	(97,179)	502,043	2,114,181	3,984,117

The annexed notes 1 to 40 form an integral part of these financial statements.


Chairman


Chief Executive Officer



Chief Financial Officer

**AFGHANISTAN INTERNATIONAL BANK
STATEMENT OF CASH FLOWS
FOR THE YEAR ENDED 31 DECEMBER, 2024**

	Note	2024 ----- AFN in '000 -----	2023
CASH FLOWS FROM OPERATING ACTIVITIES			
Profit before tax		1,414,652	1,281,433
Adjustments for:			
Depreciation		269,831	274,383
Amortization		165,691	160,950
Finance cost on lease liability		1,345	2,261
Credit losses expense		<u>29,509</u>	<u>67,970</u>
Changes in operating assets and liabilities		1,881,028	1,786,998
Required reserve maintained with DAB		618,512	(1,996,634)
Cash margin held with other banks		(33)	3,128
Loans and advances to customers - net		112,068	578,475
Other assets		(902,883)	192,226
Deferred income on commercial letter of credit and guarantees		(1,638)	(87,901)
Customers' deposits		(7,070,483)	(15,023,677)
Other liabilities		<u>273,841</u>	<u>(585,071)</u>
		<u>(5,089,587)</u>	<u>(15,132,456)</u>
Income tax paid		-	-
Net cash flow used in operating activities		(5,089,587)	(15,132,456)
CASH FLOWS FROM INVESTING ACTIVITIES			
Capital work-in-progress		(28,697)	(18,460)
Acquisition of operating fixed assets		(105,562)	(50,546)
Acquisition of intangible assets		(78,771)	(60,124)
Placements (with maturity more than three months)		3,136,921	3,285,559
Investments		<u>(1,662,385)</u>	<u>(195,665)</u>
Net cash flow from investing activities		1,261,506	2,960,764
CASH FLOWS FROM FINANCING ACTIVITIES			
Lease liability repaid		(58,802)	(30,750)
Dividend paid		<u>(1,233,000)</u>	<u>(1,230,797)</u>
Net cash used in financing activities		(1,293,147)	(1,261,547)
Net decrease in cash and cash equivalents		(5,121,228)	(13,433,239)
Cash and cash equivalents at 1 January		31,056,962	44,490,201
Cash and cash equivalents at 31 December	29	<u><u>25,935,734</u></u>	<u><u>31,056,962</u></u>

The annexed notes 1 to 40 form an integral part of these financial statements.


Chairman


Chief Executive Officer


Chief Financial Officer

**AFGHANISTAN INTERNATIONAL BANK
NOTES TO THE FINANCIAL STATEMENTS
FOR THE YEAR ENDED 31 DECEMBER, 2024**

1. Status and nature of business

Afghanistan International Bank (the Bank) was registered with Afghan Investment Support Agency (AISA) on 27 December 2003 and received formal commercial banking license on 22 March 2004 from Da Afghanistan Bank (DAB), the central bank of Afghanistan, to operate nationwide. The Bank obtained Islamic banking license from DAB via letter no. 1863/1890 dated 21 July 2014.

The Bank initially was incorporated as a limited liability company and domiciled in Afghanistan, however, on the basis that the bank capital is divided into shares the status of the bank is changed from limited liability to Corporation under the Corporations and Limited Liability Companies Law, this status is effective from 04 May 2016. The principal business place of the Bank is at AIB Head Office, Airport Road, Kabul, Afghanistan.

The Bank has been operating as one of the leading commercial banking service providers in Afghanistan. The Bank has 15 branches and 1 cash outlets (2023: 15 branches and 1 cash outlets) in operation.

2. Basis of preparation and measurement

These financial statements have been prepared in accordance with International Financial Reporting Standards (IFRS) issued by the International Accounting Standard Board, the Law of Banking in Afghanistan and other laws and regulations issued by Da Afghanistan Bank. Whenever the requirement of the Law of Banking in Afghanistan differs with the requirements of the IFRS, the requirement of the Law of Banking in Afghanistan and other laws and regulations issued by Da Afghanistan Bank takes precedence.

These financial statements have been prepared under the historical cost convention except investments are stated at fair value.

These financial statements comprise statement of financial position, statement of comprehensive income as a single statement, statement of changes in equity, statement of cash flows and the accompanying notes.

The preparation of financial statements in conformity with IFRS requires the use of certain critical accounting estimates. It also requires management to exercise its judgment in the process of applying the Bank's accounting policies. The areas involving a higher degree of judgment or complexity, or areas where assumptions and estimates are significant to the financial statements are disclosed in note 4.

- 2.1** A number of new standards are effective for annual periods beginning after 1 January 2021 and earlier application is permitted; however, the Bank has not early adopted the new or amended standards in preparing these financial statements:

Standard or Interpretation

- IFRS 16 - Covid-19 Related rent concessions (Amendments to IFRS 16)
- Interest Rate Benchmark Reform – Phase 2 (Amendments to IFRS 9, IAS 39, IFRS 7, IFRS 4 and IFRS 16)

The above standards and interpretations did not have a material impact on the financial statements.

MaJ

2.2 Standards, interpretations and amendments to published approved accounting standards that are not yet effective

The following standards, amendments and interpretations with respect to the approved accounting standards would be effective from the dates mentioned there against:

Standard or Interpretation	Effective date (annual periods)
- IFRS 10 - Consolidated Financial Statements and IAS 28 Investment in Associates and Joint Ventures Sale or Contribution of Assets between an Investor and its Associate or Joint Venture (Amendment)	Available for optional adoption/ effective date
- COVID-19-Related Rent Concessions beyond 30 June 2021 (Amendment to IFRS 16)	1 April 2021
- Onerous Contracts - Cost of Fulfilling a Contract (Amendments to IAS 37)	1 April 2021
- Annual Improvements to IFRS Standards 2018–2020	1 April 2021
- IAS 16 - Proceeds before Intended Use (Amendments to IAS 16)	1 January 2022
- Reference to the Conceptual Framework (Amendments to IFRS 3)	1 January 2022
- Classification of Liabilities as Current or Non-current (Amendments to IAS 1)	1 January 2022
- IFRS 17 Insurance Contracts and amendments to IFRS 17 Insurance Contracts	1 January 2022
- Disclosure of Accounting Policies (Amendments to IAS 1 and IFRS Practice Statement 2)	1 January 2023
- Definition of Accounting Estimates (Amendments to IAS 8)	1 January 2023
- Deferred Tax related to Assets and Liabilities arising from a Single Transaction (Amendments to IAS 12)	1 January 2023

The above standards, amendments and interpretations are not expected to have any material impact on the Bank's financial statements in the period of initial application.

3. Summary of significant accounting policies

The accounting policies adopted in preparation of this financial statements are consistent with those followed in the preparation of the annual financial statements of the Bank for the year ended 31 December 2024.

3.1 IFRS 16 Leases

IFRS 16 'Leases' replaces IAS 17 'Leases' along with three Interpretations (IFRIC 4 'Determining whether an Arrangement contains a Lease', SIC 15 'Operating Leases-Incentives' and SIC 27 'Evaluating the Substance of Transactions Involving the Legal Form of a Lease'). The adoption of this new Standard has resulted in recognition of a right-of-use asset and related lease liability in connection with all former operating leases except for those identified as low-value or having a remaining lease term of less than 12 months from the date of initial application.

For contracts in place at the date of initial application, the Bank has elected to apply the definition of a lease from IAS 17 and IFRIC 4 and has not applied IFRS 16 to arrangements that were previously not identified as lease under IAS 17 and IFRIC 4. The Bank has elected not to include initial direct costs in the measurement of the right-of-use asset for operating leases in existence at the date of initial application of IFRS 16, being 1 January 2019. At this date, the Bank has also elected to measure the right-of-use assets at an amount equal to the lease liability adjusted for prepaid/ accrued lease payments that existed at the

me

**AFGHANISTAN INTERNATIONAL BANK
NOTES TO THE FINANCIAL STATEMENTS
FOR THE YEAR ENDED 31 DECEMBER, 2024**

Instead of performing an impairment review on the right-of-use assets at the date of initial application, the Bank has relied on its historic assessment as to whether leases were onerous immediately before the date of initial application of IFRS 16. On transition, for leases previously accounted for as operating leases with a remaining lease term of less than 12 months and for leases of low-value assets the Bank has applied the optional exemptions to not recognize right-of-use assets but to account for the lease expense on a straight line basis over the remaining lease term. The Bank did not had any finance lease. On transition to IFRS 16 the weighted average incremental borrowing rate applied to lease liabilities recognized under IFRS 16 was 1.9% per annum. The Bank has benefited from the use of hindsight for determining the lease term when considering options to extend and terminate leases.

Following accounting policy change has been adopted by the Bank pursuant to IFRS 16:

3.2 Leased assets

The Bank as a Lessee

For any new contracts entered into on or after 1 January 2019, the Bank considers whether a contract is, or contains a lease. A lease is defined as 'a contract, or part of a contract, that conveys the right to use an asset (the underlying asset) for a period of time in exchange for consideration'. To apply this definition the Bank assesses whether the contract meets three key evaluations which are whether:

- a) The contract contains an identified asset, which is either explicitly identified in the contract or implicitly specified by being identified at the time the asset is made available to the Bank;
- b) The Bank has the right to obtain substantially all of the economic benefits from use of the identified asset throughout the period of use, considering its rights within the defined scope of the contract; and
- c) The Bank has the right to direct the use of the identified asset throughout the period of use. The Bank assess whether it has the right to direct 'how and for what purpose' the asset is used throughout the period of use.

Measurement and recognition of leases as a lessee

At lease commencement date, the Bank recognizes a right-of-use asset and a lease liability on the balance sheet. The right-of-use asset is measured at cost, which is made up of the initial measurement of the lease liability, any initial direct costs incurred by the Bank, an estimate of any costs to dismantle and remove the asset at the end of the lease, and any lease payments made in advance of the lease commencement date (net of any incentives received).

The Bank depreciates the right-of-use assets on a straight-line basis from the lease commencement date to the earlier of the end of the useful life of the right-of-use asset or the end of the lease term. The Bank also assesses the right-of-use asset for impairment when such indicators exist. At the commencement date, the Bank measures the lease liability at the present value of the lease payments unpaid at that date, discounted using the interest rate implicit in the lease if that rate is readily available or the Bank's incremental borrowing rate.

Lease payments included in the measurement of the lease liability are made up of fixed payments (including in substance fixed), variable payments based on an index or rate, amounts expected to be payable under a residual value guarantee and payments arising from options reasonably certain to be exercised.

Mel

**AFGHANISTAN INTERNATIONAL BANK
NOTES TO THE FINANCIAL STATEMENTS
FOR THE YEAR ENDED 31 DECEMBER, 2024**

Subsequent to initial measurement, the liability will be reduced for payments made and increased for interest. It is remeasured to reflect any reassessment or modification, or if there are changes in substance fixed payments. When the lease liability is remeasured, the corresponding adjustment is reflected in the right-of-use asset, or profit and loss if the right-of-use asset is already reduced to zero. The Bank has elected to account for short-term leases and leases of low-value assets using the practical expedients. Instead of recognizing a right-of-use asset and lease liability, the payments in relation to these are recognized as an expense in profit or loss on a straight-line basis over the lease term.

On the statement of financial position, right-of-use assets have been included in property and equipment within operating fixed assets and lease liabilities have been disclosed on the face of the statement of financial position.

Extension options for leases

When the Bank has the option to extend a lease, management uses its judgement to determine whether or not an option would be reasonably certain to be exercised. Management considers all facts and circumstances including their past practice and any cost that will be incurred to change the asset if an option to extend is not taken, to help them determine the lease term.

3.3 Cash and cash equivalents

For the purpose of the statement of cash flows, cash and cash equivalents comprise balances with less than three months maturity including cash in hand and at ATM, unrestricted balances with the DAB, balances with banks and placements.

3.4 Financial instruments

3.4.1.1 Financial instruments – initial recognition

3.4.1.1.1 Date of recognition

Financial assets and liabilities, with the exception of loans and advances to customers and balances due to customers, are initially recognized on the trade date, i.e., the date that the Bank becomes a party to the contractual provisions of the instrument. This includes regular way trades: purchases or sales of financial assets that require delivery of assets within the time frame generally established by regulation or convention in the market place. Loans and advances to customers are recognized when funds are transferred to the customers' accounts. The Bank recognize balances due to customers when funds are transferred to the Bank.

3.4.1.2 Initial measurement of financial instruments

The classification of financial instruments at initial recognition depends on their contractual terms and the business model for managing the instruments. Financial instruments are initially measured at their fair value, except in the case of financial assets and financial liabilities recorded at FVPL, transaction costs are added to, or subtracted from, this amount. Trade receivables are measured at the transaction price. When the fair value of financial instruments at initial recognition differs from the transaction price, the Bank accounts for the Day 1 profit or loss, as described below.

Ma

**AFGHANISTAN INTERNATIONAL BANK
NOTES TO THE FINANCIAL STATEMENTS
FOR THE YEAR ENDED 31 DECEMBER, 2024**

3.4.1.3 Day 1 profit or loss

When the transaction price of the instrument differs from the fair value at origination and the fair value is based on a valuation technique using only inputs observable in market transactions, the Bank recognizes the difference between the transaction price and fair value in net trading income. In those cases where fair value is based on models for which some of the inputs are not observable, the difference between the transaction price and the fair value is deferred and is only recognized in profit or loss when the inputs become observable, or when the instrument is derecognized.

3.4.1.4 Measurement categories of financial assets and liabilities

The Bank classifies all of its financial assets based on the business model for managing the assets and the asset's contractual terms, measured at either:

- Amortized cost, as explained in note 3.4.2.1
- FVOCI, as explained in notes 3.4.2.3 and 3.4.2.4
- FVPL

The Bank classifies and measures its trading portfolio at FVPL as explained in Notes 3.4.2.2. The Bank may designate financial instruments at FVPL, if so doing eliminates or significantly reduces measurement or recognition inconsistencies, as explained in Note 3.4.2.6.

Financial liabilities, other than loan commitments and financial guarantees, are measured at amortized cost or at FVPL when they are held for trading and derivative instruments or the fair value designation is applied, as explained in Note 3.4.2.6.

3.4.2 Financial assets and liabilities

3.4.2.1 Due from banks, Loans and advances to Customers, Financial investments at amortized cost

The Bank measures Due from banks, Loans and advances to customers and other financial investments at amortized cost if both of the following conditions are met:

- The financial asset is held within a business model with the objective to hold financial assets in order to collect contractual cash flows.
- The contractual terms of the financial asset give rise on specified dates to cash flows that are solely payments of principal and interest (SPPI) on the principal amount outstanding.

The details of these conditions are outlined below:

Business model assessment

The Bank determines its business model at the level that best reflects how it manages groups of financial assets to achieve its business objective.

The Bank's business model is not assessed on an instrument-by-instrument basis, but at a higher level of aggregated portfolios and is based on observable factors such as:

- How the performance of the business model and the financial assets held within that business model are evaluated and reported to the entity's key management personnel.
- The risks that affect the performance of the business model (and the financial assets held within that business model) and, in particular, the way those risks are managed.
- How managers of the business are compensated (for example, whether the compensation is based on the fair value of the assets managed or on the contractual cash flows collected).
- The expected frequency, value and timing of sales are also important aspects of the Bank's assessment.

M. A. J.

**AFGHANISTAN INTERNATIONAL BANK
NOTES TO THE FINANCIAL STATEMENTS
FOR THE YEAR ENDED 31 DECEMBER, 2024**

The business model assessment is based on reasonably expected scenarios without taking 'worst case' or 'stress case' scenarios into account. If cash flows after initial recognition are realized in a way that is different from the Bank's original expectations, the Bank does not change the classification of the remaining financial assets held in that business model, but incorporates such information when assessing newly originated or newly purchased financial assets going forward.

The SPPI test

Second step of its classification process the Bank assesses the contractual terms of financial to identify whether they meet the SPPI test.

'Principal' for the purpose of this test is defined as the fair value of the financial asset at initial recognition and may change over the life of the financial asset (for example, if there are repayments of principal or amortization of the premium/discount).

The most significant elements of interest within a lending arrangement are typically the consideration for the time value of money and credit risk. To make the SPPI assessment, the Bank applies judgment and considers relevant factors such as the currency in which the financial asset is denominated, and the period for which the interest rate is set.

In contrast, contractual terms that introduce a more than minimum exposure to risks or volatility in the contractual cash flows that are unrelated to a basic lending arrangement do not give rise to contractual cash flows that are solely payments of principal and interest on the amount outstanding. In such cases, the financial asset is required to be measured at FVPL.

3.4.2.2 Financial assets or financial liabilities held for trading

The Bank classifies financial assets or financial liabilities as held for trading when they have been purchased or issued primarily for short-term profit making through trading activities or form part of a portfolio of financial instruments that are managed together, for which there is evidence of a recent pattern of short-term profit taking. Held-for-trading assets and liabilities are recorded and measured in the statement of financial position at fair value. Changes in fair value are recognized in net trading income. Interest and dividend income or expense is recorded in net trading income according to the terms of the contract, or when the right to payment has been established.

Included in this classification are debt securities, equities, short positions and customer loans that have been acquired principally for the purpose of selling or repurchasing in the near term.

3.4.2.3 Debt instruments at FVOCI

The Bank classifies debt instruments measured at FVOCI when both of the following conditions are met:

- The instrument is held within a business model, the objective of which is achieved by both collecting contractual cash flows and selling financial assets
- The contractual terms of the financial asset meet the SPPI test

FVOCI debt instruments are subsequently measured at fair value with gains and losses arising due to changes in fair value recognized in OCI. Interest income and foreign exchange gains and losses are recognized in profit or loss in the same manner as for financial assets measured at amortized cost as explained in note. The ECL calculation for Debt instruments at FVOCI is explained in Note 33.2.3. Where the Bank holds more than one investment in the same security, they are deemed to be disposed of on a first-in first-out basis. On de recognition, cumulative gains or losses previously recognized in OCI are reclassified from OCI to profit or loss.

May

**AFGHANISTAN INTERNATIONAL BANK
NOTES TO THE FINANCIAL STATEMENTS
FOR THE YEAR ENDED 31 DECEMBER, 2024**

3.4.2.4 Equity instruments at FVOCI

Upon initial recognition, the Bank occasionally elects to classify irrevocably some of its equity investments as equity instruments at FVOCI when they meet the definition of definition of Equity under IAS 32 Financial Instruments: Presentation and are not held for trading. Such classification is determined on an instrument-by-instrument basis.

Gains and losses on these equity instruments are never recycled to profit. Dividends are recognized in profit or loss as other operating income when the right of the payment has been established, except when the Bank benefits from such proceeds as a recovery of part of the cost of the instrument, in which case, such gains are recorded in OCI. Equity instruments at FVOCI are not subject to an impairment assessment.

3.4.2.5 Debt issued and other borrowed funds

After initial measurement, debt issued and other borrowed funds are subsequently measured at amortized cost. Amortized cost is calculated by taking into account any discount or premium on issue funds, and costs that are an integral part of the effective interest rate (EIR). A compound financial instrument which contains both a liability and an equity component is separated at the issue date.

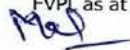
3.4.2.6 Financial assets and financial liabilities at fair value through profit or loss

Financial assets and financial liabilities in this category are those that are not held for trading and have been either designated by management upon initial recognition or are mandatorily required to be measured at fair value under IFRS 9. Management only designates an instrument at FVPL upon initial recognition when one of the following criteria are met. Such designation is determined on an instrument-by-instrument basis:

- The designation eliminates, or significantly reduces, the inconsistent treatment that would otherwise arise from measuring the assets or liabilities or recognizing gains or losses on them on a different basis; Or
- The liabilities are part of a group of financial liabilities, which are managed and their performance evaluated on a fair value basis, in accordance with a documented risk management or investment strategy; Or
- The liabilities containing one or more embedded derivatives, unless they do not significantly modify the cash flows that would otherwise be required by the contract, or it is clear with little or no analysis when a similar instrument is first considered that separation of the embedded derivative(s) is prohibited

Financial assets and financial liabilities at FVPL are recorded in the statement of financial position at fair value. Changes in fair value are recorded in profit and loss with the exception of movements in fair value of liabilities designated at FVPL due to changes in the Bank's own credit risk. Such changes in fair value are recorded in the Own credit reserve through OCI and do not get recycled to the profit or loss. Interest earned or incurred on instruments designated at FVPL is accrued in interest income or interest expense, respectively, using the EIR, taking into account any discount/ premium and qualifying transaction costs being an integral part of instrument. Interest earned on assets mandatorily required to be measured at FVPL is recorded using contractual interest rate as explained in Note 2.1.2. Dividend income from equity instruments measured at FVPL is recorded in profit or loss as other operating income when the right to the payment has been established.

The bank did not have any financial instruments that requires to be classified under FVPL as at 31 December 2024. (31 December 2023: Nil)



**AFGHANISTAN INTERNATIONAL BANK
NOTES TO THE FINANCIAL STATEMENTS
FOR THE YEAR ENDED 31 DECEMBER, 2024**

3.4.3 Reclassification of financial assets and liabilities

The Bank does not reclassify its financial assets subsequent to their initial recognition, apart from the exceptional circumstances in which the Bank acquires, disposes of, or terminates a business line. Financial liabilities are never reclassified. The Bank did not reclassify any of its financial assets or liabilities in 2024.

3.4.4 Impairment of financial assets

3.4.4.1 Overview of the ECL principles

The ECL allowance is based on the credit losses expected to arise over the life of the asset (the lifetime expected credit loss or LTECL), unless there has been no significant increase in credit risk since origination, in which case, the allowance is based on the 12 months' expected credit loss (12mECL) as outlined in Note 3.4.4.2). The Bank's policies for determining if there has been a significant increase in credit risk are set out in Note 3.4.5.

The 12mECL is the portion of LTECLs that represent the ECLs that result from default events on a financial instrument that are possible within the 12 months after the reporting date.

Both LTECLs and 12mECLs are calculated on either an individual basis or a collective basis depending on the nature of the underlying portfolio of financial instruments.

The Bank has established a policy to perform an assessment at the end of each reporting period of whether a financial instrument's credit risk has increased significantly since initial recognition, by considering the change in the risk of default occurring over the remaining life of the financial instrument. This is further explained in note 31.2

Based on the above process, the Bank groups its loans into Stage 1, Stage 2, Stage 3 and POCI, as described below:

- Stage 1: When loans are first recognized, the Bank recognizes an allowance based on 12mECLs. Stage 1 loans also include facilities where the credit risk has improved and the loan has been reclassified from Stage 2.
- Stage 2: When a loan has shown a significant increase in credit risk since origination, the Bank records an allowance for the LTECLs. Stage 2 loans also include facilities, where the credit risk has improved and the loan has been reclassified from Stage 3.
- Stage 3: Loans considered credit-impaired (as noted below). The bank records an allowance for the LTECLs.
- POCI: Purchased or originated credit impaired (POCI) assets are financial assets that are credit impaired on initial recognition. POCI assets are recorded at fair value at original recognition and interest income is subsequently recognized based on a credit-adjusted EIR. ECLs are only recognized or released to the extent that there is a subsequent change in the expected credit losses.

For financial assets for which the Bank has no reasonable expectations of recovering either the entire outstanding amount, or a proportion thereof, the gross carrying amount of the financial asset is reduced. This is considered a (partial) de recognition of the financial asset.

3.4.4.2 The calculation of ECLs

The Bank calculates ECLs based on a four probability-weighted scenarios to measure the expected cash shortfalls, discounted at an approximation to the EIR. A cash shortfall is the difference between the cash flows that are due to an entity in accordance with the contract and the cash flows that the entity expects to receive.

MQ

**AFGHANISTAN INTERNATIONAL BANK
NOTES TO THE FINANCIAL STATEMENTS
FOR THE YEAR ENDED 31 DECEMBER, 2024**

The mechanics of the ECL calculations are outlined below and the key elements are, as follows:

- **PD** The Probability of Default is an estimate of the likelihood of default over a given time horizon. A default may only happen at a certain time over the assessed period, if the facility has not been previously de recognized and is still in the portfolio. The concept of PDs is further explained in note 33.4.2.
- **EAD** The Exposure at Default is an estimate of the exposure at a future default date, taking into account expected changes in the exposure after the reporting date, including repayments of principal and interest, whether scheduled by contract or otherwise, expected drawdowns on committed facilities, and accrued interest from missed payments. The EAD is further explained in note 31.4.2.
- **LGD** The Loss Given Default is an estimate of the loss arising in the case where a default occurs at a given time. It is based on the difference between the contractual cash flows due and those that the lender would expect to receive, including from the realization of any collateral. It is usually expressed as a percentage of the EAD. The LGD is further explained in note 31.4.3.

When estimating the ECLs, the Bank considers three scenarios (a base case, an upside, downside ('average base')). When relevant, the assessment of multiple scenarios also incorporates how defaulted loans are expected to be recovered, including the probability that the loans will cure and the value of collateral or the amount that might be received for selling the asset.

With the exception of credit cards and other revolving facilities, for which the treatment is separately set out in Note 2.6.5, the maximum period for which the credit losses are determined is the contractual life of a financial instrument unless the Bank has the legal right to call it earlier.

The mechanics of the ECL method are summarized below:

- **Stage 1:** The 12mECL is calculated as the portion of LTECLs that represent the ECLs that result from default events on a financial instrument that are possible within the 12 months after the reporting date. The Bank calculates the 12mECL allowance based on the expectation of a default occurring in the 12 months following the reporting date.

These expected 12-month default probabilities are applied to a forecast EAD and multiplied by the expected LGD and discounted by an approximation to the original EIR. This calculation is made for each of the four scenarios, as explained above.

- **Stage 2:** When a loan has shown a significant increase in credit risk since origination, the Bank records an allowance for the LTECLs. The mechanics are similar to those explained above, including the use of multiple scenarios, but PDs and LGDs are estimated over the lifetime of the instrument. The expected cash shortfalls are discounted by an approximation to the original EIR.
- **Stage 3:** For loans considered credit-impaired (as defined in note 31.4.2), the Bank recognizes the lifetime expected credit losses for these loans. The method is similar to that for Stage 2 assets, with the PD set at 100%.
- **POCI** POCI assets are financial assets that are credit impaired on initial recognition. The Bank only recognizes the cumulative changes in lifetime ECLs since initial recognition, based on a probability-weighting of the four scenarios, discounted by the credit- adjusted EIR.

Mal

**AFGHANISTAN INTERNATIONAL BANK
NOTES TO THE FINANCIAL STATEMENTS
FOR THE YEAR ENDED 31 DECEMBER, 2024**

Loan commitments and letters of credit

When estimating LTECLs for undrawn loan commitments, the Bank estimates the expected portion of the loan commitment that will be drawn down over its expected life. The ECL is then based on the present value of the expected shortfalls in cash flows if the loan is drawn down, based on a probability-weighting of the three scenarios. The expected cash shortfalls are discounted at an approximation to the expected EIR on the loan. For credit cards and revolving facilities that include both a loan and an undrawn commitment, ECLs are calculated and presented together with the loan. For loan commitments and letters of credit, the ECL is recognized within provisions, as disclosed in note 19.2 to the financial statements.

Financial guarantee contracts

The Bank estimates ECLs based on the present value of the expected payments to reimburse the holder for a credit loss that it incurs. The shortfalls are discounted by the risk-adjusted interest rate relevant to the exposure. The calculation is made using a probability-weighting of the three scenarios. The ECLs related to financial guarantee contracts are recognized within provisions, as disclosed in note 19.2 to the financial statements.

3.4.4.3 Debt instruments measured at fair value through OCI

The ECLs for debt instruments measured at FVOCI do not reduce the carrying amount of these financial assets in the statement of financial position, which remains at fair value. Instead, an amount equal to the allowance that would arise if the assets were measured at amortized cost is recognized in OCI as an accumulated impairment amount, with a corresponding charge to profit or loss. The accumulated loss recognized in OCI is recycled to the profit and loss upon de recognition of the assets.

3.4.4.4 Credit cards and other revolving facilities

The Bank's product offering includes a variety of corporate and retail overdraft and credit cards facilities, in which the Bank has the right to cancel and/or reduce the facilities with one day's notice. The Bank does not limit its exposure to credit losses to the contractual notice period, but, instead calculates ECL over a period that reflects the Bank's expectations of the customer behavior, its likelihood of default and the Bank's future risk mitigation procedures, which could include reducing or cancelling the facilities. Based on past experience and the Bank's expectations, the period over which the Bank calculates ECLs for these products, is one year for corporate and 3 years for retail products.

The ongoing assessment of whether a significant increase in credit risk has occurred for revolving facilities is similar to other lending products. This is based on shifts in the customer's internal credit grade, as explained in Note 31.3 but greater emphasis is also given to qualitative factors such as changes in usage.

The interest rate used to discount the ECLs for credit cards is based on the average effective interest rate that is expected to be charged over the expected period of exposure to the facilities. This estimation takes into account that many facilities are repaid in full each month and are consequently charged no interest.

The calculation of ECLs, including the estimation of the expected period of exposure and discount rate is made, on an individual basis for corporate and on a collective basis for retail products. The collective assessments are made separately for portfolios of facilities with similar credit risk characteristics.

Mad

AFGHANISTAN INTERNATIONAL BANK
NOTES TO THE FINANCIAL STATEMENTS
FOR THE YEAR ENDED 31 DECEMBER, 2024

3.4.4.5 Forward looking information

In its ECL models, the Bank relies on a broad range of forward looking information as economic inputs, such as:

- GDP growth
- Unemployment rates
- Consumer price indices

3.4.5 Impairment provision under local regulations

Loans and advances to customers

The outstanding principal of the advances are classified in accordance with the Asset Classification and Provisioning Regulation issued by DAB as follows:

- i) **Standard:** These are loans and advances, which are paying in a current manner or at most past due for the period of 1-30 days, fully secured and is supported by sound net worth, profitability, liquidity and cash flow of the obligor. Standard assets are sufficiently secured with respect to the repayment of both the principal amount and interest. An overdraft would be regarded as Standard if monthly interest payments and other charges are past due for 1- 30 days, and there was regular activity on the account with no sign of a hard core of debt developing. A standard provision is maintained in the books of account @1% (31 December 2023: 1%) of value of such
- ii) **Watch:** These are loans and advances which are adequately protected, but are potentially weak. Such an asset constitutes an unwarranted credit risk, but not to the point of requiring a classification of Substandard. The credit risk may be minor, and most instances, bank management can correct the noted deficiencies with increased attention. Further, all loans and advances which are past due by 31 to 60 days for principal or interest payments are classified as Watch. A provision is maintained in the books of account not less than 5% of value of such loans and advances.
- iii) **Substandard:** These are loans and advances which show clear manifestations of credit weaknesses that jeopardize the liquidation of the debt. Substandard loans and advances include loans to borrowers whose cash flows are not sufficient to meet currently maturing debts, loans to borrowers which are significantly undercapitalized, and loans to borrowers lacking sufficient working capital to meet their operating needs.

Further, all loans and advances which are past due by 61 to 120 days for principal or interest payments are also classified as Substandard. A provision is maintained in the books of account not less than 25% of value of such loans and advances.

- iv) **Doubtful:** These are loans and advances which display all the weaknesses inherent in loans and advances classified as Substandard but with the added characteristics that they are not well secured and the weaknesses make collection or liquidation in full, on the basis of currently available information, highly questionable and improbable. The possibility of loss is extremely high, but because of certain mitigating circumstances, which may work to the advantage and strengthening of the facility, its classification as an estimated loss is postponed until its more defined status is ascertained. Further all loans and advances which are past due by 121 to 480 days for principal or interest payments are also classified as Doubtful. A provision is maintained in the books of account not less than 50% of value of such loans and advances.

MAG

**AFGHANISTAN INTERNATIONAL BANK
NOTES TO THE FINANCIAL STATEMENTS
FOR THE YEAR ENDED 31 DECEMBER, 2024**

- v) **Loss:** These are loans and advances which are considered uncollectible and of such little value that their continuation as recoverable facilities is not defensible. This classification does not imply that the facility has absolutely no recoverable value, but rather it is not practical or desirable to defer making full provisions for the facility even though partial recover in future may not be entirely ruled out. Loans and advances classified as Loss include those to bankrupt companies and insolvent firms with negative working capital and cash flow or those to judgment debtors with no means or foreclosable collateral to settle the debts. Further, all loans and advances which are past due over 481 days for principal and interest payments are classified as Loss. This category of loans shall be retained in bank balance sheet for the period of 6 month for recovery purposes and 100% loan loss provisioning should be made. After 6 months, they shall be immediately written off with the provisioning made.

The bank has also determine provision for expected credit losses under IFRS 9 which results higher than provision under Asset Classification Provisioning Regulation, accordingly higher provisions were in cooperated in the financial statements as disclosed in note 9.5 to the financial statements.

Investments, placements and other assets

The bank has policy of maintaining general provision on placements and investments based on the credit rating, falling in category A (0%), B (0.50%) and C (1%), entity also determine provision for expected credit losses under IFRS 9, the financial statements are in cooperated with higher provision impact resulting from the mentioned methods, as disclosed in notes 7.2.2 & 8.5.2 to the financial statements.

Off-balance sheet item

General provision of 1% is maintained on bank guarantees and letter of credits on unsecured portion by cash margin as required in Asset Classification and Provisioning Regulation issued by DAB, however, entity also determine provision for expected credit losses on off-balance sheet items under IFRS 9, the financial statements are in cooperated with higher provision impact resulting from the mentioned methods, as disclosed in note 19.2 to the financial statements.

3.5 Financial liabilities

The Bank classifies its financial liabilities in following categories.

a) Financial liabilities at fair value through profit or loss

Financial liabilities at fair value through profit or loss are financial liabilities held for trading. A financial liability is classified in this category if incurred principally for the purpose of trading or payment in the short term. Derivatives (if any) are also categorized as held for trading unless they are designated as hedges

b) Other financial liabilities measured at amortized cost

These are non-derivatives financial liabilities with fixed or determinable payments that are not quoted in an active market. These are recognized initially at fair value, net of transaction costs incurred and are subsequently stated at amortized cost; any differences between the proceeds (net of transaction costs) and the redemption value is recognized in the income statement.

3.6 Fair value measurement

Fair value is the price that would be received to sell an asset or paid to transfer a liability in an orderly transaction between market participants at the measurement date in the principal or, in its absence, the most advantageous market to which the Bank has access at the date. The fair value of a liability reflects its non-performance risk.

Maj

**AFGHANISTAN INTERNATIONAL BANK
NOTES TO THE FINANCIAL STATEMENTS
FOR THE YEAR ENDED 31 DECEMBER, 2024**

When available, the Bank measures the fair value of an instrument using the quoted price in an active market for that instrument. A market is regarded as active if transactions for the asset or liability take place with sufficient frequency and volume to provide pricing information on an ongoing basis.

If there is no quoted price in an active market, then the Bank uses valuation techniques that maximizes the use of relevant observable inputs and minimize the use of unobservable all of the factors that market participants would take into account in pricing a transaction.

The best evidence of the fair value of a financial instrument at initial recognition is normally the transaction price - i.e. the fair value of the consideration given or received. If the Bank determines that the fair value at initial recognition differs from the transaction price and the fair value is evidenced neither by a quoted price in an active market for an identical asset or liability nor based on a valuation technique that uses only data from observable markets, the financial instrument is initially measured at fair value, adjusted to defer the difference between the fair value at initial recognition and the transaction price. Subsequently, that difference is recognized in profit and loss in an appropriate basis over the life of the instrument but no later than when valuation is wholly supported by observable market data or transaction is closed out.

If an asset or a liability measured at fair value has a bid price and an ask price, then the Bank measures assets and long positions at a bid price and liabilities and short position at an ask price.

Portfolio of financial assets and financial liabilities that are exposed to market risk and credit risk that are managed by the Bank on the basis of the net exposure to either market risk or credit risk or measured on the basis of a price that would be received to sell a net long position (or paid to transfer a net short position) for a particular risk exposure. Those portfolio-level adjustments are allocated to the individual assets and liabilities on the basis of the relative risk adjustment of each of the individual instruments in the

The Bank recognizes transfer between levels of the fair value hierarchy as of the end of the reporting period during which the change has occurred.

3.7 Operating fixed assets

These are stated at historical cost less accumulated depreciation and impairment, if any, except for land and capital work in progress which is stated at cost less impairment, if any. Historical cost includes expenditure that is directly attributable to the acquisition of the asset.

Subsequent cost are included in the asset's carrying amount or recognized as a separate asset, as appropriate, only when it is probable that future economic benefits associated with the item will flow to the Bank and the cost of the item can be measured reliably. The carrying amount of the replaced part is derecognized. All other repairs and maintenance are recognized in statement of comprehensive income during the financial period in which they are incurred.

Depreciation is calculated using the straight-line method to allocate the depreciable amount of the assets over their estimated useful life as follows:

Building	20 years
Right of Use Assets	1 to 8 years
Leasehold improvements	3 to 10 years
Computers	3 to 5 years
Office equipment	3 to 5 years
Furniture and fittings	3 to 10 years
ATMs	5 years
Vehicles	5 years

Depreciation is charged on additions during the year from the month they become available for their intended use while no depreciation is charged in the month of disposal of assets. The residual values, useful lives and depreciation method are reviewed and adjusted, if appropriate, at each statement of financial position date.

M.A.S

**AFGHANISTAN INTERNATIONAL BANK
NOTES TO THE FINANCIAL STATEMENTS
FOR THE YEAR ENDED 31 DECEMBER, 2024**

Gains and losses on disposal of property and equipment are determined by comparing proceeds with the carrying amount. These are included in other income in the statement of comprehensive income.

3.8 Intangible assets

Intangible assets are capitalized only to the extent that the future economic benefits can be derived by the Bank having useful life of more than one year. Intangible assets are stated at cost less accumulated amortization. Amortization is charged to income applying the straight line method.

i) Core banking system

The core banking system is capitalized resulting from the acquisition of deposit base of Standard Chartered Bank (SCB) Afghanistan operations during 2012 which is amortized over the useful life of 15 years.

ii) Computer software

Acquired computer software is capitalized on the basis of the costs incurred to acquire and bring to use the specific software. These costs are amortized over their estimated useful life of 3 to 10

iii) License fee

Acquired trademarks and licenses are initially recognized at historical cost and subsequently recognized at cost less accumulated amortization. Amortization is calculated using the straight-line method to allocate the cost of the licenses over their estimated useful life.

The useful lives of intangibles are reviewed and adjusted, if appropriate, at each statement of financial position date.

3.9 Impairment of non-financial assets

Non-financial assets that have an indefinite useful life are not subject to amortization and are tested annually for impairment. Non-financial assets that are subject to depreciation/ amortization are reviewed for impairment whenever events or changes in circumstances indicate that the carrying amount may not be recoverable. An impairment loss or reversal of impairment loss is recognized in the statement of comprehensive income. An impairment loss is recognized for the amount by which the asset's carrying amount exceeds its recoverable amount. The recoverable amount is the higher of an asset's fair value less costs to sell and value in use. For the purposes of assessing impairment, assets are grouped at the lowest levels for which there are separately identifiable cash flows (cash-generating units).

Non-financial assets other than goodwill that suffered impairment are reviewed for possible reversal of the impairment at each reporting date. Reversal of the impairment losses is restricted to the original cost of the assets.

3.10 Taxation

Current

The current income tax charge is calculated in accordance with Income Tax Law, 2009. Management periodically evaluates positions taken in tax returns with respect to situations in which applicable tax regulation is subject to interpretation and establishes provisions where appropriate on the basis of amounts expected to be paid to the tax authorities.



**AFGHANISTAN INTERNATIONAL BANK
NOTES TO THE FINANCIAL STATEMENTS
FOR THE YEAR ENDED 31 DECEMBER, 2024**

Deferred

Deferred tax is recognized on temporary differences between the carrying amounts of assets and liabilities in the financial statements and the corresponding tax bases used in the computation of taxable profit. Deferred tax liabilities are generally recognized for all taxable temporary differences. Deferred tax assets are generally recognized for all deductible temporary differences to the extent that it is probable that taxable profits will be available against which those deductible temporary differences can be utilized. Such deferred tax assets and liabilities are not recognized if the temporary difference arises from goodwill or from the initial recognition (other than in a business combination) of other assets and liabilities in a transaction that affects neither the taxable profit nor the accounting profit.

3.11 Revenue recognition

- a) Interest income and expenses for all interest-bearing financial instruments, except for those classified as held for trading or designated at fair value through profit or loss, are recognized within 'interest income' and 'interest expense' in the statement of comprehensive income using the

The effective interest method is a method of calculating the amortized cost of a financial asset or a financial liability and of allocating the interest income or interest expense over the relevant period. The effective interest rate is the rate that exactly discounts estimated future cash payments or receipts through the expected life of the financial instrument or, when appropriate, a shorter period to the net carrying amount of the financial asset or financial liability. When calculating the effective interest rate, the Bank estimates cash flows considering all contractual terms of the financial instrument but does not consider future credit losses.

- b) Due but unpaid interest income is accrued on overdue advances for periods up to 90 days in compliance with the Banking regulations issued by DAB. After 90 days, overdue advances are classified as non-performing and further accrual of unpaid interest income ceases.
- c) Gains and losses on disposal of property and equipment are recognized in the period in which disposal is made.
- d) Fees and commission income and expense are recognized on an accrual basis when the service has been provided/received.
- e) Fee and commission income that are integral part to the effective interest rate on financial assets and liability are included in the measurement of effective interest rate. Other fee and commission expenses related mainly to the transactions are services fee, which are expensed as the services are received.

3.12 Foreign currency transactions and translation

a) Functional and presentation currency

Items included in the financial statements of the Bank are measured using the currency of the primary economic environment in which the entity operates (the functional currency), which is Afghani (AFN). All amounts have been rounded to the nearest thousands, except when otherwise indicated

3.13 Transactions and balances

Foreign currency transactions are translated into functional currency using the exchange rate prevailing at the date of the transaction. Foreign currency assets and liabilities are translated using the exchange rate at the balance sheet date. Foreign exchange gains and losses resulting from the settlement of such transactions and from the translation at period-end exchange rates of assets and liabilities denominated in foreign currencies are recognized in income currently.

Mal

**AFGHANISTAN INTERNATIONAL BANK
NOTES TO THE FINANCIAL STATEMENTS
FOR THE YEAR ENDED 31 DECEMBER, 2024**

The exchange rate for following currencies against AFN were:

	1 USD	1 Euro
As at 31 December 2023	70.25	76.85
As at 31 December 2024	70.45	73.79

3.14 Provisions

Provisions are recognized when there are present, legal or constructive obligations as a result of past events; it is probable that an out flow of resources embodying economic benefits will be required to settle the obligation; and a reliable estimate of the amounts can be made. Provision for guarantee claims and other off balance sheet obligations is recognized when intimated and reasonable certainty exists to settle the obligations.

3.15 Offsetting of financial instruments

Financial assets and financial liabilities are offset and the net amount is reported in the financial statements when there is a legally enforceable right to offset the recognized amounts and the Bank intends to settle either on a net basis or realize the assets and settle the liabilities simultaneously.

3.16 Dividend Distribution

Final dividend distributions to the bank's shareholders are recognized as a liability in the financial statements in the period in which the dividends are approved by the Bank's shareholders at the Annual General Meeting while interim dividend are recognized in the period in which the dividends are declared by the Board of Supervisors.

3.17 Earnings per share

The Bank presents basic and diluted earnings per share (EPS) data for its ordinary shares. Basic EPS is calculated by dividing the profit or loss that is attributable to shareholders of the Bank by the weighted-average number of shares outstanding during the year.

3.18 Employee benefits

Defined contribution plan

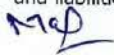
Obligations for contributions to defined contribution plans are expensed as the related service is provided and recognized as personnel expenses (salaries and benefits) in profit or loss. Prepaid contributions are recognized as an asset to the extent that a cash refund or a reduction in future payments is available.

Short-term benefits

Short-term employee benefit obligations are measured on an undiscounted basis and are expensed as the related service is provided.

4. Use of critical accounting estimates and judgments

The Bank makes estimates and assumptions that affect the reported amounts of assets and liabilities within the next financial year. Estimates and judgments are continually evaluated based on historical experience and other factors, including expectations of future events that are believed to be reasonable under the circumstances. The resulting accounting estimates and judgments will, by definition, rarely equal the related actual results. The material estimates, assumptions and judgments used to measure and classify the carrying amounts of assets and liabilities are outlined below:



AFGHANISTAN INTERNATIONAL BANK
NOTES TO THE FINANCIAL STATEMENTS
FOR THE YEAR ENDED 31 DECEMBER, 2024

a) Impairment losses on financial assets

The bank's accounting framework considers both the provision prescribed under local regulations in Afghanistan and IFRS 9. Therefore, the Bank's level of provision for impairment against financial assets considers the requirements of both regimes.

The measurement of impairment losses under IFRS 9 across all categories of financial assets requires judgment, in particular, the estimation of the amount and timing of future cash flows and collateral values when determining impairment losses and the assessment of a significant increase in credit risk. These estimates are driven by a number of factors, changes in which can result in different levels of allowances.

The Bank's ECL calculations are outputs of complex models with a number of underlying assumptions regarding the choice of variable inputs and their interdependencies. Elements of the ECL models that are considered accounting judgments and estimates include:

- The Bank's criteria for assessing if there has been a significant increase in credit risk and so allowances for financial assets should be measured on a LTECL basis and the qualitative assessment;
- The Bank's internal credit grading model
- The segmentation of financial assets when their ECL is assessed on a collective basis
- Development of ECL models, including the various formulas and the choice of inputs to such models.
- Determination of associations between macroeconomic scenarios and, economic inputs, such as GDP growth
- Selection of forward-looking macroeconomic scenarios and their probability weightings, to derive the economic inputs into the ECL models

It has been the Bank's policy to regularly review its models in the context of actual loss experience and adjust when necessary.

The Bank reviews loans to customer balances quarterly for possible impairment and records the provision for possible loan losses as per the Bank's policy and in accordance with DAB regulations.

b) Provision of income taxes

The Bank recognizes tax liability in accordance with the provisions of Income Tax Law 2009. The final tax liability is dependent on assessment by Ministry of Finance, Government of Islamic Republic of Afghanistan.

c) Useful life of property and equipment and intangible assets

The Bank reviews the useful life, depreciation method and residual value of property and equipment and intangible assets at each statement of financial position date. Any change in estimates may affect the carrying amounts of the respective items of property and equipment and intangible assets with a corresponding effect on the depreciation / amortization charge.



**AFGHANISTAN INTERNATIONAL BANK
NOTES TO THE FINANCIAL STATEMENTS
FOR THE YEAR ENDED 31 DECEMBER, 2024**

5	Cash and balances with Da Afghanistan Bank	Note	2024	2023
			----- AFN in '000 -----	
	Cash in hand	5.1	9,081,475	18,518,674
	Cash in hand - Islamic banking division	5.2	3,609,117	3,231,437
	Cash at Automated Teller Machines (ATMs)		139,034	60,148
			12,829,626	21,810,259
	Balances with Da Afghanistan Bank:			
	Local currency:			
	- Required reserve accounts	5.3	455,202	593,948
	- Current accounts		2,621,851	459,026
			3,077,053	1,052,974
	Foreign currency:			
	- Required reserve accounts	5.3	3,049,829	3,529,595
	- Current accounts		510,639	816,455
			3,560,468	4,346,050
			19,467,147	27,209,283

5.1 Cash in hand local currency amount of AFN 309,066 thousands and foreign currencies: USD amount equivalent to AFN 8,77,377 thousands and EUR 30 thousands (31 December 2023: local currency amount of AFN 5,929,522 thousands and foreign currencies: USD amount equivalent to AFN 12,588,911 thousands and EUR 239 thousands).

5.2 Cash in hand - Islamic division includes local currency amount of AFN 2,768,378 thousands and foreign currencies: USD amount equivalent to AFN 840,442 thousands and EUR 295 thousands (31 December 2023: local currency amount of AFN 975,594 thousands and foreign currencies: USD amount equivalent to AFN 2,252,379 thousands and EUR 3,463 thousands).

5.3 Required reserves are maintained with DAB, denominated in respective currencies, to meet minimum reserve requirement in accordance with Article 3 "Required Reserves Regulation" of the Banking Regulations issued by DAB.

6	Balances with other banks	Note	2024	2023
			----- AFN in '000 -----	
	With Crown Agents Bank	6.1	2,078,519	2,804,596
	With other banks		2,717,368	2,014,789
			4,795,887	4,819,385

6.1 The balances with Crown Agents Bank consist of overnight placements carrying interest rate 3.75% per annum (31 December 2023: 4.45% per annum).

7	Placements - net	Note	2024	2023
			----- AFN in '000 -----	
	Placements with banks	7.1	7,165,686	8,276,681
	Impairment allowances for losses	7.2	(435)	(7,025)
			7,165,251	8,269,656

7.1 This represents Al-wakala deposits with Emirates NBD (Wakala), Citibank and Abu Dhabi commercial bank (Wakala), up to a maximum period of ten years (2023: one year) and carry profits at rates ranging from 3.5% to 5.20% (31 December 2023: 3.5% to 5.30%) per annum.

7.2 The table below shows the credit quality and the maximum exposure to credit risk for categories based on the Bank's credit rating grades and year-end stage classification as at 31 December 2024 and 2023, respectively. The amounts presented are gross of impairment allowances. Details of the Bank's rating grades are explained in note 31.4.

Maq

**AFGHANISTAN INTERNATIONAL BANK
NOTES TO THE FINANCIAL STATEMENTS
FOR THE YEAR ENDED 31 DECEMBER, 2024**

Rating	31 December, 2024				31 December, 2023
	Stage 1 Collective	Stage 2 Collective	Stage 3 Collective	Total	
	AFN '000'	AFN '000'	AFN '000'	AFN '000'	
Performing					
Investment Grade	7,165,686	-	-	7,165,686	8,276,681
Non-Investment Grade	-	-	-	-	-
Total	7,165,686	-	-	7,165,686	8,276,681
Provision for expected credit losses	(435)	-	-	(435)	(227)
Provision for impairment losses as per ACPR - (note 7.2.2)	-	-	-	-	(7,025)
Total	(435)	-	-	(435)	(7,252)
Net balance	7,165,251	-	-	7,165,251	8,269,429

7.2.2 The provision for expected credit losses on placements as per IFRS 9 amounted to AFN 435 thousands (31 December 2023: AFN 7,025 thousands) which is same from the one resulting from Assets Classification and Provisioning Regulation requirements (ACPR).

8	Investments - net	Note	2024	2023
			----- AFN in '000 -----	
	Debt instruments at fair value through OCI:			
	- Investment bonds	8.1	564,504	1,002,170
	- Investment in Sukuk	8.2	1,699,099	288,309
			2,263,603	1,290,479
	Debt instruments at amortised cost:			
	- Investment bonds	8.3	2,379,730	2,692,514
	- Investment in Sukuk	8.4	2,026,501	1,014,201
			4,406,231	3,706,715
	Allowance for ECL / impairment losses	8.5	(5,236)	(5,967)
			6,664,598	4,991,227

8.1 These represent investments in sovereign bonds having maturity ranging from October 2027 to June 2034 (31 December 2023: January 2024 to October 2029) and carrying interest rates ranging from 1.6% to 5.3% (31 December 2023: 1.63% to 5.6%) per annum. These investments are managed by Emirates NBD on behalf of the Bank.

8.2 This represent investment in sukuk having maturity ranging from October 2029 to June 2034 (31 December 2023: September 2024 to April 2025) and carrying profit rate ranging from 0.1% to 5.3% (31 December 2023: 3.04% to 3.76%) per annum. This investment are managed by Emirates NBD on behalf of the bank.

8.3 These represent investments in sovereign bonds carrying profit rates ranging from 1% to 4.80% (31 December 2023: 1% to 4.80%) per annum. These investments have maturity ranging from April 2025 to May 2033 (31 December 2023: April 2025 to May 2033). These investments are managed by Emirates NBD on behalf of the Bank.

8.4 This represent investment in sukuk having maturity ranging from April 2025 to May 2033 (31 December 2023: April 2025 to May 2033) and carrying profit rates ranging from 2.25% to 4.51% (31 December 2023: 2.25% to 4.51%) per annum. These investment are managed by Emirates NBD on behalf of the bank.

Maf

**AFGHANISTAN INTERNATIONAL BANK
NOTES TO THE FINANCIAL STATEMENTS
FOR THE YEAR ENDED 31 DECEMBER, 2024**

8.5 Impairment allowance for investments

The table below shows the credit quality and the maximum exposure to credit risk for categories based on the Bank's credit rating grades and year-end stage classification as at 31 December 2024 and 2023, respectively. The amounts presented are gross of impairment allowances. Details of the Bank's rating grades are explained in note 32.2.2.

Rating	31 December, 2024			Total	31 December, 2023
	Stage 1 Collective	Stage 2 Collective	Stage 3 Collective		
	----- AFN '000 -----				
Performing					
Investment Grade	6,767,013	-	-	6,767,013	5,044,558
Non-Investment Grade	-	-	-	-	42,506
Total	6,767,013	-	-	6,767,013	5,087,064
Provision for expected credit losses	(5,236)	-	-	(5,236)	(4,250)
Provision for Impairment losses as per ACPR	(4,482)	-	-	(4,482)	(5,967)
Total	(9,718)	-	-	(9,718)	(10,217)
Mark to market adjustment on debt instruments at fair value through OCI	(97,179)	-	-	(97,179)	(89,870)
Net balance	6,664,598	-	-	6,664,598	4,991,227

The provision for expected credit losses on investments as per IFRS 9 amount to AFN 5,236 thousands (31 December 2023: AFN 5,967 thousands) which is higher than the Asset Classification and Provisioning Regulation (ACPR). Accordingly, the Bank has maintained higher provision as required as per IFRS 9.

9	Loan and advances to customers - net	Note	2024	2023
			----- AFN in '000 -----	
	Overdrafts	9.1	388,307	529,523
	Term loans	9.2	77,927	51,442
	Consumer loans	9.3	8,795	11,533
			475,029	592,497
	General provision	9.4	(246,576)	(245,875)
	Allowance for ECL / impairment losses	9.5	(90,834)	(57,738)
			137,619	288,884
	Particulars of loans and advances - (gross)			
	Short term (for up to one year)		466,859	592,439
	Non-current (for over one year)		8,170	59
			475,029	592,498

Handwritten signature/initials

**AFGHANISTAN INTERNATIONAL BANK
NOTES TO THE FINANCIAL STATEMENTS
FOR THE YEAR ENDED 31 DECEMBER, 2024**

- 9.1** These represent balances due from customers at various profit rates ranging from 5.00% to 12.00% p.a. (31 December 2023: 5.00% to 12.00%) per annum and are secured against mortgage of properties, personal guarantees and pledge of stocks. These includes loans and advances to Small Medium Enterprises (SMEs) amounting to 0 (31 December 2023: 0).
- 9.2** Term loans carry profit at various rates ranging from 6.00% to 17.00% p.a. (31 December 2023: 10% to 18.00% p.a.) and are secured against mortgage of properties, personal guarantees, lien on equipment, pledge of stocks and/or assignment of receivables of the borrowers. These include loans and advances to SMEs amounting to AFN 945 thousands (31 December 2023: AFN 9,547 thousand) which are also partially backed by Afghanistan Credit Guarantee Foundation (ACGF) guarantees to the extent defined in agreement with ACGF.
- 9.3** These include payroll loans provided to individual payroll account holders, credit card and employees of corporate customers having payroll account with the Bank carrying profit rate of 0% to 36% (31 December 2023: 0% to 36%) p.a.
- 9.4** This represents US \$3.50 mn additional general provision maintained by the bank, out this, US \$2mn is duly approved by DAB to be part of tier 2 capital to cover any future unexpected losses.

9.5 Allowance for ECL / Impairment allowance for loans and advances to customers

The table below shows the credit quality and the maximum exposure to credit risk for categories based on the Bank's credit rating grades and year-end stage classification as at 31 December 2024 and 2023, respectively. The amounts presented are gross of impairment allowances. Details of the Bank's rating grades are explained in note 29.4.

	31 December, 2024			Total	31 December, 2023
	Stage 1	Stage 2	Stage 3		
	----- AFN '000' -----				
<i>Gross loan portfolio</i>					
Internal Rating Grade					
Performing					
High Grade	83,331	-	-	83,331	208,673
Standard Grade	-	151,835	-	151,835	293,014
Sub Standard Grade	-	164,323	-	164,323	6,424
Non-performing	-	-	75,539	75,539	84,386
Total	83,331	316,158	75,539	475,028	592,497
<i>Allowance for ECL / impairment losses</i>					
Opening balance	33	18,105	39,600	57,738	50,667
Allowances for impairment made during the year	(40)	(15,254)	(75,539)	(90,834)	10,604
Amounts written off during the year	-	-	-	-	-
Exchange rate differences and other adjustments	47	-	-	47	(3,533)
Provision held for expected credit losses	40	2,851	(35,939)	(33,049)	57,738
Net balance	83,291	313,307	39,600	441,979	534,759

Mal

AFGHANISTAN INTERNATIONAL BANK
NOTES TO THE FINANCIAL STATEMENTS
FOR THE YEAR ENDED 31 DECEMBER, 2024

The Bank has filed suits for the recovery of loans and advances (principal due) against the defaulted borrowers amounting to AFN 727 thousands (31 December 2023: AFN 6,057 thousands) as at the year end. These suits are pending decisions at various courts. The Bank's management is of the view that the aforementioned suits will be decided in its favor due to sound legal footings.

IFRS 9 expected credit loss amounts to AFN 90,834 thousands as at 31 December 2024. The provision as per ACPR amounts to AFN 86,521 thousand made under Assets Classification and Provisioning Regulation (ACPR) is less than IFRS 9 ECL, therefore, the Bank has maintained the higher provision under the requirements of IFRS 9.

	Note	2024	2023
----- AFN in '000 -----			
10 Operating fixed assets			
Capital work-in-progress	10.1	31,780	16,865
Property and equipment	10.2	2,481,533	2,645,902
		<u>2,513,313</u>	<u>2,662,767</u>
10.1 Capital work-in-progress			
Advances to suppliers and contractors		<u>31,780</u>	<u>16,865</u>
		<u>31,780</u>	<u>16,865</u>
Movement in capital work in progress			
Opening		16,865	7,204
Additions during the year		28,697	18,460
Transferred to operating fixed assets		(13,782)	(8,799)
Closing		<u>31,780</u>	<u>16,865</u>

Mad

AFGHANISTAN INTERNATIONAL BANK
NOTES TO THE FINANCIAL STATEMENTS
FOR THE YEAR ENDED 31 DECEMBER, 2024

10.2 Property and equipment

	Land	Building	Leased buildings - Right of Use Assets	Other office machines and equipments	Computers	Furniture & fittings	Vehicles	Total
----- AFN '000 -----								
Cost								
Balance at 01 January 2023	177,568	2,838,189	437,885	168,697	3,246	57,101	5,629	3,688,315
Transfers from CWIP	-	-	-	8,799	-	-	-	8,799
Additions	-	-	-	38,861	-	307	2,579	41,747
Adjustments/ written-off	-	-	-	(3,198)	-	-	-	(3,198)
Balance at 31 December 2023	177,568	2,838,189	437,885	213,159	3,246	57,408	8,208	3,735,663
Balance at 01 January 2024	177,568	2,838,189	437,885	213,159	3,246	57,408	8,208	3,735,663
Transfers from CWIP	-	-	-	-	13,782	-	-	13,782
Additions	-	-	-	91,780	-	-	-	91,780
Balance at 31 December 2024	177,568	2,838,189	437,885	304,939	17,028	57,408	8,208	3,841,225
Depreciation								
Balance at 01 January 2023	-	579,963	111,380	97,691	1,868	24,183	293	815,378
Charge for the year	-	148,861	58,764	55,724	1,378	6,710	2,946	274,383
Balance at 31 December 2023	-	728,824	170,144	153,415	3,246	30,893	3,239	1,089,761
Balance at 01 January 2024	-	728,824	170,144	153,415	3,246	30,893	3,239	1,089,761
Charge for the year	-	148,861	58,764	51,785	2,818	6,280	1,423	269,931
Balance at 31 December 2024	-	877,685	228,908	205,200	6,064	37,173	4,662	1,359,692
Carrying amounts								
Balance at 31 December 2023	177,568	2,109,365	267,741	59,744	-	26,515	4,969	2,645,902
Balance at 31 December 2024	177,568	1,960,504	208,977	99,739	10,964	20,235	3,546	2,481,533
Useful life		20 years	1 to 8 years	3 to 10 years	3 to 5 years	3 to 10 years	5 years	

Handwritten signature

**AFGHANISTAN INTERNATIONAL BANK
NOTES TO THE FINANCIAL STATEMENTS
FOR THE YEAR ENDED 31 DECEMBER, 2024**

11 Intangible assets				2024	2023	
				----- AFN in '000 -----		
Computer software, licenses and core banking system				269,585	356,504	
	Computer software	License fee	Core Banking System	Total		
				----- AFN '000 -----		
Cost						
Balance at 01 January 2023	269,134	93,197	542,677	905,008		
Additions	-	60,124	-	60,124		
Balance at 31 December 2023	<u>269,134</u>	<u>153,321</u>	<u>542,677</u>	<u>965,132</u>		
Balance at 01 January 2024	269,134	153,321	542,677	965,132		
Additions	6,907	71,864	-	78,771		
Balance at 31 December 2024	<u>276,041</u>	<u>225,185</u>	<u>542,677</u>	<u>1,043,903</u>		
Amortization						
Balance at 01 January 2023	39,855	33,793	374,032	447,680		
Charge for the year	71,810	52,942	36,196	160,948		
Balance at 31 December 2023	<u>111,665</u>	<u>86,735</u>	<u>410,228</u>	<u>608,628</u>		
Balance at 01 January 2024	111,665	86,735	410,228	608,628		
Charge for the year	40,685	88,809	36,196	165,690		
Balance at 31 December 2024	<u>152,350</u>	<u>175,544</u>	<u>446,424</u>	<u>774,318</u>		
Carrying amounts						
Balance at 31 December 2023	<u>157,469</u>	<u>66,586</u>	<u>132,449</u>	<u>356,504</u>		
Balance at 31 December 2024	<u>123,691</u>	<u>49,641</u>	<u>96,253</u>	<u>269,585</u>		
Useful life	3 to 10 years	3 to 10 years	15 years			
12 Deferred tax	Note				2024	2023
					----- AFN in '000 -----	
Deferred tax assets / (liabilities) arising in respect of:						
Provision on investments, placements, loans and advances and other assets				1,728	2,963	
Provision on guarantees and commercial letter of credits				50,140	51,321	
Surplus on revaluation of investments				14,718	13,197	
Carry forward taxable losses				280,872	341,669	
Accelerated tax depreciation and amortization				<u>(374,535)</u>	<u>(382,197)</u>	
	12.1			<u>(27,077)</u>	<u>26,953</u>	

**AFGHANISTAN INTERNATIONAL BANK
NOTES TO THE FINANCIAL STATEMENTS
FOR THE YEAR ENDED 31 DECEMBER, 2024**

12.1 Movement in temporary differences during the year

	Balance at 01 January 2023	Recognized in profit or loss	Recognized in equity	Balance at 31 December 2023	Recognized in profit or loss	Recognized in equity	Balance at 31 December 2024
----- AFN '000 -----							
Deferred tax assets							
arising in respect of:							
Provision on investments placements and other assets	6,334	(3,371)	-	2,963	(1,235)	-	1,728
Provision on guarantees and commercial letter of credits	36,442	14,879	-	51,321	(1,181)	-	50,140
Carry forward taxable losses	401,778	(60,109)	-	341,669	(60,797)	-	280,872
Revaluation reserve on investments	18,999	-	(5,802)	13,197	-	1,521	14,718
	463,553	(48,602)	(5,802)	409,150	(63,213)	1,521	347,458
Deferred tax liabilities							
arising in respect of:							
Accelerated tax depreciation and amortization	(449,752)	67,555	-	(382,197)	7,662	-	(374,535)
	(449,752)	67,555	-	(382,197)	7,662	-	(374,535)
	13,802	18,953	(5,802)	26,953	(55,551)	1,521	(27,077)

13 Other assets

	Note	2024	2023
----- AFN in '000 -----			
Advances to employees		23,919	23,013
Security deposits		214	455
Advances and prepayments		167,064	272,722
Interest/profit receivable	20	300,489	160,879
Advance income tax - net		22,653	44,040
Receivable from credit card service company - CSC		195,144	230,882
Other receivable and advances		-	47,852
Deposits insurance reimbursement	27	974,828	-
		1,684,311	779,843
Allowance for ECL / impairment losses		(3,406)	(1,821)
		1,680,905	778,022

Handwritten signature

**AFGHANISTAN INTERNATIONAL BANK
NOTES TO THE FINANCIAL STATEMENTS
FOR THE YEAR ENDED 31 DECEMBER, 2024**

	Note	2024 ----- AFN in '000 -----	2023 ----- AFN in '000 -----
14 Customers' deposits			
Local currency:			
Current deposits		2,182,589	6,478,796
Saving deposits		50,597	78,613
Islamic deposits	14.1	4,173,622	858,646
Cash margin held against bank guarantees and letters of credit		-	106,617
		6,406,808	7,522,672
Foreign currency:			
Current deposits		10,160,271	33,135,330
Islamic deposits	14.2	20,701,751	3,502,795
Cash margin held against bank guarantees and letters of credit	14.3	587,055	765,571
		31,449,077	37,403,696
		37,855,885	44,926,368

14.1 This includes current account amount of AFN : 3,317,144 thousands & Saving deposits: 856,474 thousands (31 December 2023: Current account 810,466 & Saving deposits 48,180 thousands).

14.2 This includes current account amount of AFN : 11,636,924 thousands & Saving deposits: 9,064,759 thousands (31 December 2023: Current account 2,723,294 & Saving deposits 779,501 thousands).

14.3 This represents cash margin held on the bank guarantees and letter of credit issued by the bank ranging 100% to 110%.

	Note	2024 ----- AFN in '000 -----	2023 ----- AFN in '000 -----
15 Lease liabilities			
Opening balance		172,620	247,634
Lease rentals paid		(58,802)	(30,750)
Finance cost for the year		1,345	2,261
Exchange (gain)/ loss		269	(46,525)
	15.1	115,432	172,620

15.1 Lease liabilities represent the amounts payable relating to the right-of-use assets recognized on account of branches under operating leases. The maturity analysis of lease liabilities are presented in note 35.3.2.

	Note	2024 ----- AFN in '000 -----	2023 ----- AFN in '000 -----
16 Other liabilities			
Accruals and other payables		11,696	16,629
Pending outward remittances	16.1	3,031	7,943
Provision for salaries and allowances		53,879	90,954
Withholding taxes payable to MoF		300	302
Payable to customers	16.2	20,630	20,685
Others	16.3	149,047	44,477
Repayment of interest income on loans and advances	27	222,152	-
Provision on Financial guarantees	16.4	250,700	256,603
		711,435	437,593

af

**AFGHANISTAN INTERNATIONAL BANK
NOTES TO THE FINANCIAL STATEMENTS
FOR THE YEAR ENDED 31 DECEMBER, 2024**

- 16.1** This includes pending outward remittances of the customers amounting to AFN 3,031 thousands due to uncompleted remittances process (31 December 2023: 7,943).
- 16.2** This represents amount payables to the customers as a result of their account closure due to compliance issues.
- 16.3** This represents amount payables to CSC against credit/debit card charges.
- 16.4** This represents provision ranging from 1% to 100% of provision on unsecured portion of bank guarantees not backed by cash margin (31 December 2023: 1% to 100%)

17 Share capital	2024	2023
	----- AFN in '000 -----	
Authorized 30,000,000 (2023: 30,000,000) ordinary shares of USD 1 each	1,465,071	1,465,071
Issued, subscribed and paid-up - 30,000,000 (31 December 2023: 30,000,000) ordinary shares of AFN 48.84 each fully paid in cash	1,465,071	1,465,071

- 17.1** Pursuant to letter no.918/703 dated 17 May 2010 issued by Da Afghanistan Bank (DAB), the Bank complies with the minimum paid-up capital requirement for commercial banks in Afghanistan amounting to AFN 1 billion or US \$ 20 million.
- 17.2** Horizon Associates LLC and Wilton Holding Limited each holds 46.25% of issued, subscribed and paid up capital while remaining 7.5% is held by International Finance Corporation which is same as per previous year.

18 Capital reserves

Article 93 Reserve Capital of Corporations and Limited Liability Companies Law of Afghanistan, requires that Bank should transfer 5% of its profit to Capital Reserve to compensate for future possible losses to the extent such capital reserves reach up to 25% of the Bank's capital. The Bank's capital reserves as at 31 December 2024 stood at AFN 502,043 thousands (31 December 2023: AFN 434,088 thousands).

19 Contingencies and commitments	Note	2024	2023
		----- AFN in '000 -----	
Contingencies			
Financial guarantees	19.1	42,967	881,875
19.1 These represent bid bonds and performance guarantees issued by the Bank in the normal course of business. These are 100% secured against the cash margin and counter guarantees.			
19.2 The Bank is also facing certain litigations on which no provision is required as per the opinion of legal advisor.			
Commitments			
(a) Undrawn loan and overdraft facilities		150,797	153,591
(b) Commercial letters of credit		-	-
		150,797	153,591

Maj

**AFGHANISTAN INTERNATIONAL BANK
NOTES TO THE FINANCIAL STATEMENTS
FOR THE YEAR ENDED 31 DECEMBER, 2024**

	Note	2024	2023
		----- AFN in '000 -----	
20 Mark-up / profit return / interest earned			
Balances with other banks	20.1	97,440	77,047
Placements	7.1	363,088	481,284
Debt instruments at FVOCI	8.1	46,057	8,770
Debt instruments at amortized cost	8.2	128,144	65,512
Loans and advances to customers	9	25,362	63,780
		660,091	696,393
20.1		This represents interest income from overnight deposits with crown agents bank at the interest rate of 3.75% per annum (31 December 2023: 4.45% per annum).	
21 Fee and commission income			
Trade finance products		4,981	2,818
Income from domestics/international inward/outward remittances		464,383	685,694
Income from cheque withdrawal charges		5,567	34,934
Customers' account service charges		44,797	58,517
Income from electronic banking		65,173	88,667
Income from guarantee arrangements		17,987	21,738
Income from payroll disbursement services		43,170	43,608
Physical cash management income		877,710	1,429,254
Income from pay on ID's services		81,303	216,507
Others		8,904	13,638
		1,613,975	2,595,375
22 Fee and commission expense			
Bank charges		14,375	12,512
Money service providers charges		40,740	127,224
Asset management fee to investment advisors		11,916	10,259
Expenses from electronic banking		67,882	52,582
		134,913	202,577
23 Other income			
Loans and advances recovered previously written off		727	-
Others		12	-
		739	-
24 Credit losses expense			

The table below shows the ECL charges on financial instruments for the year recorded in the income statement:

	Note	31 December, 2024					31 December, 2023
		Stage 1	Stage 2	Stage 3	Regulatory	Total	
		Collective	Collective	Collective			
		AFN '000'	AFN '000'	AFN '000'	AFN '000'	AFN '000'	
Placements	7.2	480	(854)	-	(6,006)	(6,380)	(7,894)
Investments	8.5	435	-	-	-	435	4,279
Loans and advances	9.5	10	-	-	39,187	39,197	10,604
General Provision	9.4	-	-	-	-	-	(5,211)
Other assets	13	-	-	-	1,541	1,541	1,177
Financial guarantees	16.6	-	-	-	(5,284)	(5,284)	65,016
Total expense on impairment/ loss for the year		925	(854)	-	29,438	29,509	67,970

Handwritten signature

**AFGHANISTAN INTERNATIONAL BANK
NOTES TO THE FINANCIAL STATEMENTS
FOR THE YEAR ENDED 31 DECEMBER, 2024**

25	General and administrative expenses	Note	2024	2023
			----- AFN in '000 -----	
	Salaries, bonus & other benefits		478,527	574,941
	Head office building support services		30,168	31,639
	Electricity, generator and fuel		56,612	85,686
	Repairs and maintenance		50,103	49,264
	Information technology cost		114,659	134,982
	Security cost		47,336	48,270
	Depreciation	10.2	269,831	274,383
	Amortization	11	165,691	160,950
	Directors fee and their meeting expenses		38,946	27,363
	Travelling and accommodation		31,728	28,946
	Communication, swift and internet		27,948	26,398
	Stationery and printing		48,053	28,994
	Legal and professional charges		90,747	176,518
	Auditors' remuneration		10,416	9,702
	Marketing and promotion		18,154	8,812
	Insurance		81,695	121,565
	Subscriptions and memberships		3,223	5,324
	Corporate social responsibility		12,678	-
	Others		60,648	28,652
			<u>1,637,163</u>	<u>1,822,389</u>

26	Taxation	Note	2024	2023
			----- AFN in '000 -----	
	Current:			
	For the year	26.1	-	-
	Prior periods		-	-
	Deferred:			
	For the year		55,551	(18,953)
			<u>55,551</u>	<u>(18,953)</u>

26.1 Owing to carry forward tax losses, no provision for taxation has been made during the period.

27 Extra ordinary items "Income/Expense"

The bank has recorded an accrual for income from the reimbursement of ADIC insurance premiums totaling AFN 974.828 million, which were paid by the bank to ADIC/DAB from October 2009 to 31 December 2024. Additionally, the bank has accrued for the repayment of interest income earned from loans and advances between 15 August 2021 and 31 December 2024, amounting to AFN 222.152 million. This is in accordance with Sharia Ruling No. 1151, dated 27 May 2024, issued by the Dar-ul-Eftah of the Islamic Emirate of Afghanistan, along with subsequent orders issued by the Supreme Court of the Islamic Emirate of Afghanistan (Order No. 373, dated 27 August 2024) and DAB Letter No. 8306/6070, dated 11 January 2025. On 5 February 2025, the aforementioned ADIC reimbursement was received from DAB.

MEJ

**AFGHANISTAN INTERNATIONAL BANK
NOTES TO THE FINANCIAL STATEMENTS
FOR THE YEAR ENDED 31 DECEMBER, 2024**

28 Related party transactions

The Bank has a related party relationship with its shareholders, their related entities, directors and key management personnel. The Bank had transactions with following related parties at mutually agreed terms during the year:

Nature of transactions	Directors and other key management personnel (and close family members)		Shareholders and its associated companies	
	2024	2023	2024	2023
	----- AFN '000 -----			
(a) Loans and advances to related parties				
Loans outstanding at the beginning of the year	5,971	115,943	163,773	176,878
Loans issued during the year	5,760	5,971	-	-
Loans repayments during the year	(7,152)	(115,943)	(11,938)	(25,306)
Loans outstanding at the end of the year	<u>4,579</u>	<u>5,971</u>	<u>151,835</u>	<u>163,773</u>
Interest income earned	-	-	836	12,201

Provision for expected credit losses on outstanding balances of loans and advances to related parties amounts to AFN 1,518 thousand (31 December 2023: AFN 1,628 thousand).

The facilities provided to related parties carry mark-up of 7% p.a. (31 December 2024: 7% p.a.) payable on monthly basis and are secured against mortgage of residential property and personal guarantees of directors and representative of shareholders of the Bank.

Nature of transactions	Directors and other key management personnel (and close family members)		Shareholders and its associated companies	
	2024	2023	2024	2023
	----- AFN '000 -----			
(b) Deposits from related parties				
Deposits at the beginning of the year	47,722	49,635	16,157	21,295
Deposits received during the year	3,908	10,057	303,341	279,985
Deposits repaid during the year	(1,465)	(11,805)	(266,887)	(284,200)
Exchange rate difference	(8)	(165)	(563)	(923)
Deposits at the end of the year	<u>50,157</u>	<u>47,722</u>	<u>52,048</u>	<u>16,157</u>
Interest expense on deposits	-	-	-	-

These represent current account of related parties, which do not carry interest (31 December 2023: Nil).

Nature of transactions	Directors and other key management personnel (and close family members)		Shareholders and its associated companies	
	2024	2023	2024	2023
	----- AFN '000 -----			
(c) Other related party transactions				
Maintenance paid	-	-	50,370	65,253
Fee and commission income	-	-	924	463
Directors' fee	28,879	21,187	-	-
Rental expenses	-	-	43,101	46,412
			<u>2024</u>	<u>2023</u>
			----- AFN in '000 -----	
(d) Key Management compensation				
Salaries and other short-term benefits			50,994	64,279
			<u>50,994</u>	<u>64,279</u>

Key Management personnel of the Bank include the Chief Executive Officer, Chief Finance Officer, Chief Operating Officer and Chief Credit Officer.



AFGHANISTAN INTERNATIONAL BANK
NOTES TO THE FINANCIAL STATEMENTS
FOR THE YEAR ENDED 31 DECEMBER, 2024

	2024	2023
	----- AFN in '000 -----	
29 Cash and cash equivalents		
Cash in hand and at ATM	12,829,626	21,810,259
Balances with DAB (other than minimum reserve requirement)	3,132,490	1,275,481
Balances with other banks (other than held as a cash margin)	4,784,267	4,807,798
Placements (with maturity less than three months)	5,189,351	3,163,425
	<u>25,935,734</u>	<u>31,056,962</u>
30 Earnings per share - Basic and diluted		
Profit after taxation (AFN '000)	1,359,102	1,300,387
Weighted average number of ordinary shares - (number in thousand)	30,000	30,000
Earnings per share - Basic and diluted (AFN)	<u>45.30</u>	<u>43.35</u>

30.1 There is no dilutive effect on basic earnings per share of the Bank.

31 Financial risk management

31.1 Financial Assets and Liabilities

	Financial assets (other than investments)- At amortized cost	Debt investments at amortized cost	Debt investments at fair value through OCI	Financial liabilities at amortized cost	Total
	----- AFN '000 -----				
31 December 2024					
Financial assets					
Cash and balances with Da Afghanistan Bank	19,467,147	-	-	-	19,467,147
Balances with other banks	4,795,887	-	-	-	4,795,887
Placements - net	-	7,165,251	-	-	7,165,251
Investments - net	-	2,021,265	564,504	-	2,585,769
Loans and advances to customers - net	137,619	-	-	-	137,619
Other assets	-	1,467,269	-	-	1,467,269
	<u>24,400,653</u>	<u>10,653,785</u>	<u>564,504</u>	<u>-</u>	<u>35,618,942</u>
Financial liabilities					
Customers' deposits	-	-	-	37,855,885	37,855,885
Lease liabilities	-	-	-	115,432	115,432
Other liabilities	-	-	-	460,735	460,735
	<u>-</u>	<u>-</u>	<u>-</u>	<u>38,432,052</u>	<u>38,432,052</u>
31 December 2023					
Financial assets					
Cash and balances with Da Afghanistan Bank	27,209,283	-	-	-	27,209,283
Balances with other banks	4,819,385	-	-	-	4,819,385
Placements - net	-	8,269,656	-	-	8,269,656
Investments - net	-	3,700,748	1,290,479	-	4,991,227
Loans and advances to customers - net	288,884	-	-	-	288,884
Other assets	-	438,247	-	-	438,247
	<u>32,317,552</u>	<u>12,408,651</u>	<u>1,290,479</u>	<u>-</u>	<u>46,016,682</u>
Financial liabilities					
Customers' deposits	-	-	-	44,926,368	44,926,368
Lease liabilities	-	-	-	172,620	172,620
Other liabilities	-	-	-	180,990	180,990
	<u>-</u>	<u>-</u>	<u>-</u>	<u>45,279,978</u>	<u>45,279,978</u>

31.2 Financial Risk factors

The Bank's activities expose it to a variety of financial risks and those activities involve the analysis, evaluation, acceptance and management of some degree of risk or combination of risks. Taking risk is core to the financial business and the operational risks are an inevitable consequence of being in business. The Bank's aim is therefore to achieve an appropriate balance between risk and return and minimize potential adverse effects on the Bank's financial performance.

The Bank's risk management policies are designed to identify and analyze these risks, to set appropriate risk limits and controls, and to monitor the risks and adherence to limits by means of reliable and up to date information systems. The Bank regularly reviews its risk management policies and systems to reflect changes in markets, products and emerging best practice.

Risk management is carried out by a Risk Management Department (RMD) under policies approved by the Management Board. RMD identifies, evaluates and manages financial risks in close co-operation with the Bank's operating units. The Management Board provides written principles for overall risk management, as well as written policies covering specific areas, such as foreign exchange risk, interest rate risk, credit risk and use of non-derivative financial instruments. The internal audit is responsible for the independent review of risk management and control environment. The most important types of risk are credit risk, liquidity risk, market risk and other operational risk. Market risk includes currency risk, interest rate and other price risk.

May

**AFGHANISTAN INTERNATIONAL BANK
NOTES TO THE FINANCIAL STATEMENTS
FOR THE YEAR ENDED 31 DECEMBER, 2024**

31.3 Credit Risk

The Bank takes on exposure to credit risk, which is the risk that a counterparty will cause a financial loss for the Bank by failing to discharge an obligation. Credit risk is the most important risk for the Bank's business; management therefore carefully manages its exposure to credit risk. Credit exposures arise principally in lending activities that lead to loans and advances, balances with banks and receivable from financial institution and placements with other banks. Credit risk also arises in off-balance sheet financial instruments, such as Bank's contingencies and commitments. The credit risk management and control are centralized in credit risk management team of Bank and reported to the management team and head of each business unit regularly. Balances with DAB are not exposed to credit risk.

31.4 Credit risk measurement

Definition of default and cure

The Bank considers a financial instrument defaulted and therefore Stage 3 (credit-impaired) for ECL calculations in all cases when the borrower becomes 90 days past due on its contractual payments. As a part of a qualitative assessment of whether a customer is in default, the Bank also considers a variety of instances that may indicate unlikelihood to pay. When such events occur, the Bank carefully considers whether the event should result in treating the customer as defaulted and therefore assessed as Stage 3 for ECL calculations or whether Stage 2 is appropriate.

It is the Bank's policy to consider a financial instrument as 'cured' and therefore re-classified out of Stage 3 when none of the default criteria have been present for at least 3 consecutive months. The decision whether to classify an asset as Stage 2 or Stage 1 once cured depends on the updated credit grade, at the time of the cure, and whether this indicates there has been a significant increase in credit risk compared to initial recognition. The bank is observing a probationary period of a minimum of 3 instalments (for repayments which are on a quarterly basis or shorter) and 12 months (in cases where instalments are on a longer frequency than quarterly) after the restructuring, before upgrading from Stage 3 to 2.

Credit ratings and PD estimation process

The exposure at default (EAD) represents the gross carrying amount of the financial instruments subject to the impairment calculation, addressing both the client's ability to increase its exposure while approaching default and potential early repayments too.

The EADs are determined based on the expected payment profile, which varies by product type. For amortizing products and bullet repayment loans, this is based on the contractual repayments owed by the borrower over the 12 months and lifetime basis. This is also adjusted for any overpayments made by the borrower. For revolving products, the EAD is predicted by taking current drawn balance and adding a credit conversion factor which allows for the expected drawdown of the remaining limit by the time of default.

To calculate the EAD for a Stage 1 loan, the Bank assesses the possible default events within 12 months for the calculation of the 12mECL. For Stage 2, Stage 3 and POCI financial assets, the exposure at default is considered for events over the lifetime of the instruments.

Loss given default

Bank calculates LGD rates and these LGD rates take into account the EAD for historical pool of non-performing loans in comparison to the amount recovered or realized against such loans. In determine LGDs, the Bank considers all eligible collateral provided the collateral can be legally enforced. Due to the complexities involved in the Afghanistan regarding collateral realization and lack of historical experience to demonstrate recoveries through realization of collaterals, the Bank restricts the expected recoveries (to be considered in LGD computations) based on its historical recovery experiences.

Mei

**AFGHANISTAN INTERNATIONAL BANK
NOTES TO THE FINANCIAL STATEMENTS
FOR THE YEAR ENDED 31 DECEMBER, 2024**

Significant increase in credit risk

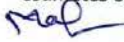
The Bank continuously monitors all assets subject to ECLs. In order to determine whether an instrument or a portfolio of instruments is subject to 12mECL or LTECL, the Bank assesses whether there has been a significant increase in credit risk since initial recognition. The Bank has established a policy to perform an assessment, at the end of each reporting period, of whether a financial instrument's credit risk has increased significantly since initial recognition. Significant increase in credit risk is measured by comparing the risk of default estimated at origination with the risk of default at reporting date. The Bank also applies a secondary qualitative method for triggering a significant increase in credit risk for an asset, such as moving a customer/facility to the watch list, or the account becoming forborne. Regardless of the change in credit grades, if contractual payments are more than 30 days past due, the credit risk is deemed to have increased significantly since initial recognition.

Measuring expected credit losses - ECL

PD, EAD and LGD are multiplied together and adjusted for the likelihood of survival (i.e. the exposure has not prepaid or defaulted in earlier year) on annual basis. This effectively calculates an ECL for each future year, which is then discounted back to the reporting date and summed. The discount rate used in ECL computation is the original effective interest rate or an approximation thereof.

Forward looking economic information is also included in determining the 12 month and lifetime ECL. The bank has performed historical analysis and identified key economic variables impacting credit risk and ECL for each portfolio. These economic variables and their associated impact on PD, EAD and LGD vary by financial instrument. Expert judgement has also been applied in this process. Forecast of these economic variables (the "base economic scenario") are obtained from external sources on a quarterly basis.

In addition to the base economic scenario, the management also estimate other possible scenarios along with scenarios weighting. The scenario weighting are determined by an expert credit judgement. As with any economic forecasts, the projections and likelihoods of the occurrence are subject to a high degree of inherent uncertainty and therefore the actual outcomes may be significantly different to those projected. The bank considers these estimates of the possible outcomes. The bank has used base, upside and downside scenarios for its ECL estimation.



**AFGHANISTAN INTERNATIONAL BANK
NOTES TO THE FINANCIAL STATEMENTS
FOR THE YEAR ENDED 31 DECEMBER, 2024**

Impairment under local regulations

(i) Over due balances on loans to customers are segmented into four categories as described in note 4.4(b). The percentage of provision created on such over due balances are as per guidelines issued by DAB and reflects the range of default probabilities defined for each category. This means that, in principle, exposures migrate between classes as the assessment of their probability of default changes.

(ii) Exposure at default is based on the amounts, the Bank expects to be owed at the time of default. For example, for a loan this is the face value. For a commitment, the Bank includes any amount already drawn plus the further amount that may have been drawn by the time of default, should it occur.

(iii) Loss given default or loss severity represents the Bank's expectation of the extent of loss on a claim should default occur. It is expressed as percentage loss per unit of exposure and typically varies by type of counterparty, type and seniority of claim and availability of collateral or other credit mitigation.

(b) Other than loans and advances

Other than loans and advances includes balances with other banks and financial institutions and placements with other banks, investments in bonds and held with DAB and other assets. Judgments and instructions from the Bank's treasury are being used by the Bank's management in placing funds with other banks and are viewed as a way to gain better credit quality mapping and maintain a readily available source to meet the funding requirements at the same time when required.

Further, the Bank has banking relationships with financial institutions which have good international reputation and strong financial standing and therefore, probability of default by such financial institutions is low.

31.5 Risk limit control and mitigation policies

The Bank manages, limits and controls concentrations of credit risk wherever they are identified – in particular, to individual counterparties and groups, industries and countries.

The Bank structures the levels of credit risk it undertakes by placing limits on the amount of risk accepted in relation to one borrower, or groups of borrowers, and to geographical and industry segments. Such risks are monitored on a revolving basis and subject to an annual or more frequent review, when considered necessary. Limits on the level of credit risk by product and industry sector are approved quarterly by the Management Board.

The exposure to any one borrower is further restricted by sub-limits covering on- and off-balance sheet exposures. Actual exposures against limits are monitored daily.

Exposure to credit risk is also managed through analysis of the ability of borrowers and potential borrowers to meet interest and capital repayment obligations at the time of loan appraisal for initial and subsequent loans.

Some other specific control and mitigation measures are outlined below.

(a) Collateral

The Bank employs a range of policies and practices to mitigate credit risk. The most traditional of these is the taking of security for funds advances, which is common practice. The Bank implements guidelines on the acceptability of specific classes of collateral or credit risk mitigation. The principal collateral types for loans and advances are:

- Mortgages over residential properties
- Charges over business assets such as premises, inventory and accounts receivable

In addition, in order to minimize the credit loss, the Bank will seek additional collateral from the counterparty as soon as impairment indicators are noticed for the relevant individual loans and advances.

Mal

**AFGHANISTAN INTERNATIONAL BANK
NOTES TO THE FINANCIAL STATEMENTS
FOR THE YEAR ENDED 31 DECEMBER, 2024**

(b) Credit-related commitments

The primary purpose of these instruments is to ensure that funds are available to a customer as required. Guarantees and standby letters of credit carry the same credit risk as loans. Documentary and commercial letters of credit – which are written undertakings by the Bank on behalf of a customer authorizing a third party to draw drafts on the Bank up to a stipulated amount under specific terms and conditions – are collateralized by the underlying shipments of goods to which they relate and therefore carry less risk than a direct loan.

Commitments to extend credit represent unused portions of authorizations to extend credit in the form of loans, guarantees or letters of credit. With respect to credit risk on commitments to extend credit, the Bank is potentially exposed to loss in an amount equal to the total unused commitments. However, the likely amount of loss is less than the total unused commitments, as most commitments to extend credit are contingent upon customers maintaining specific credit standards. The Bank monitors the term to maturity of credit commitments because longer-term commitments generally have a greater degree of credit risk than shorter-term commitments.

31.6 Analysis of maximum exposure to credit risk and collateral and other credit enhancements

	Maximum exposure	
	2024	2023
	AFN '000	AFN '000
Credit risk exposures relating to on-balance sheet items are as follows:		
Balances with other banks	4,795,887	4,819,385
Placements - net	7,165,251	8,269,656
Investments - net (excluding capital notes with DAB)	2,585,769	2,010,404
Loans and advances to customers - net	137,619	288,884
Other assets	1,467,269	438,247
	<u>16,151,795</u>	<u>15,826,576</u>
Credit risk exposures relating to off-balance sheet items are as follows:		
Guarantees	42,967	881,875
Undrawn loan and overdraft facilities	150,797	153,591
Commercial letters of credit	-	-
	<u>193,764</u>	<u>1,035,466</u>

The above table represents credit risk exposure to the Bank at 31 December 2024 and 31 December 2023 taking account of any collateral held or other enhancements attached. For on-balance-sheet assets the exposure set out above is based on net carrying amounts as reported in the statement of financial position.

The percentage of the maximum credit exposure in balances with other banks, placements, investments and loans and advances are as follows (in percentage of the total credit exposure):

	31 December	31
	2024	December
Balances with other banks	29.69%	30.45%
Placements - net	44.36%	52.25%
Investments - net	16.01%	12.70%
Loans and advances to customers - net	0.85%	1.83%

Handwritten signature

**AFGHANISTAN INTERNATIONAL BANK
NOTES TO THE FINANCIAL STATEMENTS
FOR THE YEAR ENDED 31 DECEMBER, 2024**

31.7 Credit quality of financial assets

The credit qualities of Bank's financial assets have been assessed below by the reference to external credit ratings of counter parties determined by various international credit rating agencies. The counterparties for which external credit ratings were not available, and have been assessed by reference to internal credit ratings determined based on their historical information for any defaults in meeting obligations.

	Credit rating	Credit rating agency	2024	2023
Balances with other banks				
----- AFN in '000 -----				
<i>Counter parties with external credit ratings:</i>				
Commerzbank Germany	A1	Moody's	839,942	853,955
Crown agents	BBB	Fitch	2,078,519	2,804,596
Emirates NBD	A3	Moody's	850,082	292,081
State commercial bank of Turkmenistan	Baa1	Moody's	243,557	339,017
Bank Centre Credit	Caa1	Moody's	181,998	214,043
Others			601,781	315,693
Placements				
	Credit rating	Credit rating agency	2024	2023
----- AFN in '000 -----				
Emirates NBD	A3	Moody's	4,289,961	5,375,742
Crown Agents Bank	BBB	Fitch	-	702,500
Citibank	A3	Moody's	2,283,847	2,198,439
			2024	2023
			-----	-----
			6,664,598	4,991,227
			-----	-----
Investments - net			6,664,598	4,991,227
			-----	-----

Investments held carries various credit rating including AAA to Baa2. These investments are managed by the bank through Emirates NBD under investment criteria defined by the Bank. The credit quality and the maximum exposure to credit risk for under expected credit losses model is based on the Bank's credit rating grades and year-end stage classification as at 31 December 2024 and 2023 as disclosed in the note 8.3 to the financial statements.

	2024	2023
----- AFN in '000 -----		
Loans and advances to customers- net	137,619	288,884
	-----	-----

The credit quality and the maximum exposure to credit risk for IFRS 9 stage categories based on the Bank's credit rating grades and year-end stage classification as at 31 December 2024 and 31 December 2023 are disclosed in note 9.5 to the financial statements.

Other assets		
Counter parties	1,467,269	438,247
	-----	-----

31.8 Loans and advances - net

	Note	2024	2023
----- AFN in '000 -----			
Loans and advances are summarized as follows:			
Neither past due nor impaired		265,411	331,044
Past due but not impaired		141,671	176,705
Non-performing- Stage 3		67,946	84,748
Gross outstanding		475,028	592,497
Less: Allowance for impairment			
General provision	9.4	(246,575)	(245,875)
Provision held for expected credit losses - note		(90,834)	(57,738)
		(337,409)	(303,613)
		-----	-----
		137,619	288,884
		-----	-----

Muf

**AFGHANISTAN INTERNATIONAL BANK
NOTES TO THE FINANCIAL STATEMENTS
FOR THE YEAR ENDED 31 DECEMBER, 2024**

(a) Loans and advances neither past due nor impaired

The credit quality of the portfolio of loans and advances that were neither past due nor impaired can be assessed by reference to the IFRS 9.

	Commercial loans		SME loans	Consumer loans	Total
	Overdraft	Term loans	Term loans	Term loans	
	AFN '000	AFN '000	AFN '000	AFN '000	AFN '000
31 December 2024					
Regular loans	-	-	-	-	-
31 December 2023					
Regular loans	529,523	-	51,441	11,533	592,497

(b) Loans and advances past due but not impaired

31 December 2024					
Past due up to 30 days	-	-	-	-	-
Fair value of collateral	-	-	-	-	-
31 December 2023					
Past due up to 30 days	-	-	-	-	-
Fair value of collateral	-	-	-	-	-

Upon initial recognition of loans and advances, the fair value of collateral is based on valuation techniques commonly used for the corresponding assets. In subsequent periods, the fair value is updated by reference to market price or indexes of similar assets.

(c) Loans and advances individually impaired

The individually impaired loans and advances to customers before taking into consideration the cash flows from collateral held is AFN 0 thousands (31 December 2023: AFN 0 thousands).

	Commercial loans		SME loans	Consumer loans	Total
	Overdraft	Term loans	Term loans	Term loans	
	AFN '000	AFN '000	AFN '000	AFN '000	AFN '000
31 December 2024					
Non-performing - Stage 3	<u>75,539</u>	-	-	-	75,539
Fair value of collateral	111,364	-	-	-	111,364
31 December 2023					
Non-performing - Stage 3	<u>77,659</u>	-	7,051	38	84,749
Fair value of collateral	111,048	-	9,223	-	120,271

(d) Loans and advances restructured / rescheduled

Restructuring activities include extended payment arrangements and deferral of payments. Restructuring policies and practices are based on indicators or criteria which, in the judgment of management, indicate that payment will most likely continue. These policies are kept under continuous review. Renegotiated loans that would otherwise be past due or impaired at 31 December 2024 were AFN 0 thousands (31 December 2023: AFN 2,496 thousands).

	31 December 2024		31 December 2023	
	Loan amount at the time of rescheduling	At year-end	Loan amount at the time of rescheduling	At year-end
	AFN '000	AFN '000	AFN '000	AFN '000
Commercial loans and advances:				
Term loans	-	77,927	4,619	2,496
Total	-	77,927	4,619	2,496

Mal

**AFGHANISTAN INTERNATIONAL BANK
NOTES TO THE FINANCIAL STATEMENTS
FOR THE YEAR ENDED 31 DECEMBER, 2024**

31.9 Concentration of risk of financial assets with credit risk exposure

(a) Geographical sectors

The following table breaks down the Bank's main credit exposure at their carrying amounts, as categorized by geographical region as of 31 December 2024. For this table, the Bank has allocated exposures to regions based on the country of domicile of our counterparties.

	On balance sheet:					Off balance sheet:			Total AFN '000
	Balances with other banks AFN '000	Placements (Note 7.1) AFN '000	Investments Note 8.1,8.2,8.3 AFN '000	Loans and advances to customers - net AFN '000	Receivable from financial institutions AFN '000	Other assets AFN '000	Contingencies and commitments AFN '000		
Afghanistan	-	-	-	137,619	-	-	193,764	331,383	
Lebanon	-	-	-	-	-	853,508	-	853,508	
Singapore	-	-	-	-	-	-	-	-	
Germany	740,703	-	-	-	-	-	-	740,703	
UAE	-	4,881,839	-	-	-	-	-	4,881,839	
USA	-	2,283,847	-	-	-	-	-	2,283,847	
UK	2,177,758	-	-	-	-	-	-	2,177,758	
Turkey	159,699	-	-	-	-	-	-	159,699	
Uzbekistan	1,620	-	-	-	-	-	-	1,620	
Kazakhstan	181,998	-	-	-	-	-	-	181,998	
Turkmenistan	243,557	-	-	-	-	-	-	243,557	
India	874	-	-	-	-	-	-	874	
Korea	-	-	-	-	-	-	-	-	
Italy	-	-	-	-	-	-	-	-	
Mexico	-	-	-	-	-	-	-	-	
Portugal	-	-	-	-	-	-	-	-	
Malaysia	202,654	-	-	-	-	-	-	202,654	
Belgium	-	-	-	-	-	-	-	-	
Oman	-	-	-	-	-	-	-	-	
Saudi Arabia	-	-	-	-	-	-	-	-	
Qatar	-	-	-	-	-	-	-	-	
Indonesia	-	-	-	-	-	-	-	-	
China	-	-	-	-	-	-	-	-	
Others	-	-	4,406,231	-	-	-	-	4,406,231	
	3,708,863	7,165,686	4,406,231	137,619	-	853,508	193,764	16,465,671	

AFGHANISTAN INTERNATIONAL BANK
 NOTES TO THE FINANCIAL STATEMENTS
 FOR THE YEAR ENDED 31 DECEMBER, 2024

(b) Industry sectors

	On balance sheet:					Off balance sheet:			Total AFN '000
	Balances with other banks AFN '000	Placements (Note 7.1) AFN '000	Investments Note 8.1,8.3,8.4 AFN '000	Loans and advances to customers - net AFN '000	Receivable from financial institutions AFN '000	Other assets AFN '000	Contingencies and commitments AFN '000		
Government / Public sector	-	-	4,406,231	-	-	-	-	4,406,231	
Manufacturing	-	-	-	-	-	-	-	-	
Construction	87,767	-	-	-	-	-	-	87,767	
Power	149,175	-	-	-	-	-	-	149,175	
Banks and financial institutions	3,708,863	7,165,686	-	-	-	-	-	10,874,549	
Traders	-	-	-	-	-	-	-	-	
Fuel suppliers	-	-	-	-	-	-	-	-	
Others	-	-	-	-	-	-	-	-	
	3,945,805	7,165,686	4,406,231	-	-	-	-	15,517,722	

Md

AFGHANISTAN INTERNATIONAL BANK
 NOTES TO THE FINANCIAL STATEMENTS
 FOR THE YEAR ENDED 31 DECEMBER, 2024

2023

	On balance sheet:				Off balance sheet:			Total AFN '000
	Balances with other banks AFN '000	Placements - net AFN '000	Investments AFN '000	Loans and advances to customers - net AFN '000	Receivable from financial institutions AFN '000	Other assets AFN '000	Contingencies and commitments AFN '000	
Afghanistan	-	-	-	288,884	-	386,261	1,035,466	1,710,611
Lebanon	-	-	-	-	-	230,882	-	230,882
Singapore	7,408	-	-	-	-	-	-	7,408
Germany	865,543	-	-	-	-	-	-	865,543
UAE	292,079	5,368,717	1,128,860	-	-	-	-	6,789,656
USA	-	2,198,439	-	-	-	-	-	2,198,439
UK	2,804,596	702,500	-	-	-	-	-	3,507,096
Turkey	25,997	-	-	-	-	-	-	25,997
Uzbekistan	270,412	-	-	-	-	-	-	270,412
Kazakhstan	214,084	-	-	-	-	-	-	214,084
Turkmenistan	339,017	-	-	-	-	-	-	339,017
India	249	-	-	-	-	-	-	249
Korea	-	-	28,742	-	-	-	-	28,742
Italy	-	-	507,114	-	-	-	-	507,114
Mexico	-	-	510,402	-	-	-	-	510,402
Portugal	-	-	42,153	-	-	-	-	42,153
Malaysia	-	-	102,191	-	-	-	-	102,191
Belgium	-	-	764,271	-	-	-	-	764,271
Oman	-	-	34,827	-	-	-	-	34,827
Saudi Arabia	-	-	64,066	-	-	-	-	64,066
Qatar	-	-	318,991	-	-	-	-	318,991
Indonesia	-	-	154,973	-	-	-	-	154,973
China	-	-	351,406	-	-	-	-	351,406
Others	-	-	983,501	-	-	160,879	-	1,144,380
	4,819,385	8,269,656	4,991,497	288,884	-	778,022	1,035,466	20,182,910

AFGHANISTAN INTERNATIONAL BANK
 NOTES TO THE FINANCIAL STATEMENTS
 FOR THE YEAR ENDED 31 DECEMBER, 2024

	On balance sheet:					Off balance sheet:				
	Balances with other banks AFN '000	Placements - net AFN '000	Investments AFN '000	Loans and advances to customers - net AFN '000	Receivable from financial institutions AFN '000	Other assets AFN '000	Contingencies and commitments AFN '000	Total AFN '000		
Government / Public sector	-	-	4,991,497	-	-	-	-	4,991,497		
Manufacturing	-	-	-	84,920	-	-	-	84,920		
Construction	-	-	-	-	-	-	-	-		
Power	-	-	-	-	-	486,669	486,669	486,669		
Banks and financial institutions	4,819,385	8,269,656	-	-	-	778,022	13,867,063	13,867,063		
Traders	-	-	-	-	-	-	548,797	548,797		
Fuel suppliers	-	-	-	114,365	-	-	-	114,365		
Others	-	-	-	89,599	-	-	-	89,599		
	4,819,385	8,269,656	4,991,497	288,884	-	778,022	1,035,466	20,182,910		

Handwritten signature

**AFGHANISTAN INTERNATIONAL BANK
NOTES TO THE FINANCIAL STATEMENTS
FOR THE YEAR ENDED 31 DECEMBER, 2024**

32 Market risk

The Bank takes on exposure to market risks, which is the risk that the fair value or future cash flows of a financial instrument will fluctuate because of changes in market prices. Market risks arise from open positions in interest rate, currency and equity products, all of which are exposed to general and specific market movements and changes in the level of volatility of market rates or prices such as interest rates, credit spreads and foreign exchange.

33 Foreign exchange risk

The Bank takes on exposure to the effects of fluctuations in the prevailing foreign currency exchange rates on its financial position and cash flows. The Management committee sets limits on the level of exposure by currency and in aggregate for both overnight and intra-day positions, which are monitored daily. The table below summarizes the Bank's exposure to foreign currency exchange rate risk at 31 December 2024 and 31 December 2023. Included in the table are the Bank's financial instruments at carrying amounts, categorized by currency.

	AED	USD	EUR	GBP	INR	AFN '000	Total AFN '000
		Converted to AFN '000					
As at 31 December 2024							
Assets							
Cash and balances with Da Afghanistan Bank	-	13,156,302	62,333	-	-	6,248,512	19,467,147
Balances with other banks	516	4,018,635	675,199	100,671	866	-	4,795,887
Placements	-	7,165,686	-	-	-	-	7,165,686
Investments	-	6,669,835	-	-	-	-	6,669,835
Loans and advances to customers	-	130,902	-	-	-	344,127	475,029
Receivables from financial institutions	-	-	-	-	-	-	-
Other assets	-	190,959	445	-	-	287,616	479,020
Total financial assets	516	31,332,319	737,977	100,671	866	6,880,255	39,052,605
Liabilities							
Customers' deposits	-	31,065,207	211,437	171,437	-	6,407,805	37,855,886
Deposits from bank	-	-	-	-	-	-	-
Lease liabilities	-	-	-	-	-	117,562	117,562
Other liabilities	-	305,285	916	-	-	313,759	619,960
Total financial liabilities	-	31,370,492	212,353	171,437	-	6,839,126	38,593,408
On-balance sheet financial position - net	516	(38,173)	525,624	(70,766)	866	41,129	459,197
As at 31 December 2023							
Total financial assets	514	37,347,034	794,166	107,256	241	8,425,672	46,674,884
Total financial liabilities	-	37,641,490	6,315	1,117	-	7,887,659	45,536,581
On-balance sheet financial position - net	514	(294,456)	787,851	106,139	241	538,013	1,138,303

Sensitivity analysis:

If the functional currency, at the year end date, strengthens/weakens by 5% against the other currencies, as disclosed above, with all other variables held constant, the impact on profit or loss for the period would be as given below mainly as a result of exchange gains/losses on translation of foreign exchange denominated receivables and payables.

**AFGHANISTAN INTERNATIONAL BANK
NOTES TO THE FINANCIAL STATEMENTS
FOR THE YEAR ENDED 31 DECEMBER, 2024**

	AED	USD	EUR	GBP	INR
2024					
5% increase (AFN'000) - profit/ (loss)	(26)	1,909	(26,281)	3,538	(43)
5% decrease (AFN'000) - profit/ (loss)	26	(1,909)	26,281	(3,538)	43
2023					
5% increase (AFN'000) - profit/ (loss)	26	14,273	39,393	5,307	12
5% decrease (AFN'000) - profit/ (loss)	(26)	(14,273)	(39,393)	(5,307)	(12)

34 Interest rate risk

Cash flow interest rate risk is the risk that the future cash flows of a financial instrument will fluctuate because of changes in market interest rates. Fair value interest rate risk is the risk that the value of a financial instrument will fluctuate because of changes in market interest rates. The Bank takes on exposure to the effects of fluctuations in the prevailing levels of market interest rates on both its fair value and cash flow risks. Interest margins may increase as a result of such changes but may reduce losses in the event that unexpected movements arise. Bank's investments, loans and advances carry fixed coupon/ interest rates.

The table below summarizes the Bank's exposure to interest rate risks. It includes the Bank's financial instruments at carrying amount, categorized by the earlier of contractual reprising or maturity dates.

	Interest bearing						Total interest bearing	Non-interest bearing	Total		
	1 to 3 months		3 to 12 months		1 to 5 years					AFN '000	AFN '000
	Up to 1 month	AFN '000	AFN '000	AFN '000	Over 5 years	AFN '000					
As at 31 December 2024	AFN '000	AFN '000	AFN '000	AFN '000	AFN '000	AFN '000	AFN '000	AFN '000			
Assets											
Cash and balances with Da Afghanistan Bank	-	-	-	-	-	-	19,467,147	19,467,147			
Balances with other banks	2,078,519	-	-	-	-	2,078,519	2,717,368	4,795,887			
Placements	2,283,847	2,905,505	990,034	986,300	-	7,165,686	-	7,165,686			
Investments	-	-	1,333,308	2,654,926	2,681,601	6,669,835	-	6,669,835			
Loans and advances to customers	441,874	-	24,985	8,169	-	475,028	-	475,028			
Receivables from financial institutions	-	-	-	-	-	-	-	-			
Other assets	-	-	-	-	-	-	-	-			
Total financial assets	4,804,240	2,905,505	2,348,327	3,649,395	2,681,601	16,389,068	1,383,822	1,383,822			
Liabilities											
Customers' deposits	-	-	3,875	-	-	3,875	37,852,010	37,855,885			
Deposits from bank	-	-	-	-	-	-	-	-			
Lease liabilities	117,562	-	-	-	(2,130)	115,432	-	115,432			
Other liabilities	-	-	-	-	-	-	-	-			
Total financial liabilities	117,562	-	3,875	-	(2,130)	119,307	711,434	711,434			
Total interest reprising gap	4,686,678	2,905,505	2,344,452	3,649,395	2,683,731	16,269,761	(14,995,106)	38,682,751			
As at 31 December 2023											
Total financial assets	3,648,195	2,959,684	5,471,364	2,218,220	172,620	14,439,991	32,067,592	46,507,583			
Total financial liabilities	-	-	-	-	-	172,620	45,363,961	45,536,581			
Total interest reprising gap	3,648,195	2,959,684	5,471,364	142,528	2,045,600	14,267,371	(13,296,368)	971,002			

If the interest increase / (decrease) by 100 bps, the profit or loss for the year would have been AFN 162,676 thousands (31 December 2023: AFN 142,673 thousands) higher/ lower respectively

**AFGHANISTAN INTERNATIONAL BANK
NOTES TO THE FINANCIAL STATEMENTS
FOR THE YEAR ENDED 31 DECEMBER, 2024**

35 Liquidity risk

Liquidity risk is the risk that the Bank is unable to meet its payment obligations associated with its financial liabilities when they fall due and to replace funds when they are withdrawn. The consequence may be the failure to meet obligations to repay depositors and fulfill commitments to lend.

35.1 Liquidity risk management process

The Bank's liquidity management process, includes:

- Day-to-day funding, managed by monitoring future cash flows to ensure that requirements can be met. This includes replenishment of funds as they mature or are borrowed by customers;
- Maintaining a portfolio of highly marketable assets that can easily be liquidated as protection against any unforeseen interruption to cash flow;
- Monitoring balance sheet liquidity ratios against internal and regulatory requirements; and
- Managing the concentration and profile of debt maturities.

Monitoring and reporting take the form of cash flow measurement and projections for the next day, week and month respectively, as these are key periods for liquidity management. The starting point for those projections is an analysis of the contractual maturity of the financial liabilities and the expected collection date of the financial assets.

Bank Treasury also monitors unmatched medium-term assets, the level and type of undrawn lending commitments, the usage of overdraft facilities and the impact of contingent liabilities such as standby letters of credit and guarantees.

35.2 Funding approach

Sources of liquidity are regularly reviewed by the Asset Liability Committee (ALCO) to maintain a wide diversification by currency, geography, provider, product and term.

Liquidity ratios

Advances to deposit ratios

	2024	2023
Year-end	0.36%	0.64%
Maximum	0.07%	0.00%
Minimum	0.05%	0.00%
Average	0.05%	0.00%

35.3 Non-derivative financial liabilities and assets held for managing liquidity risk

The table below presents the cash flows payable by the Bank under non-derivative financial liabilities and assets held to manage liquidity risk by remaining contractual maturities at the date of the statement of financial position. The amounts disclosed in the table are the contractual undiscounted cash flows, whereas the Bank manages the inherent liquidity risk based on expected undiscounted cash inflows.

	Up to 1 month	1 to 3 months	3 to 12 months	1 to 5 years	Over 5 years	Total
	AFN '000	AFN '000	AFN '000	AFN '000	AFN '000	AFN '000
As at 31 December 2024						
Liabilities						
Customers' deposits	37,852,010	-	3,875	-	-	37,855,885
Deposits from bank	-	-	-	-	-	-
Lease liabilities	117,562	-	-	-	(2,130)	115,432
Other liabilities	-	-	-	-	-	-
Total financial liabilities (contractual maturity dates)	37,969,572	-	3,875	-	(2,130)	37,971,317
Total financial assets (contractual maturity dates)	28,372,577	2,905,505	2,348,327	3,649,395	2,681,601	39,957,405
As at 31 December 2023						
Liabilities						
Customers' deposits	44,926,368	-	-	-	-	44,926,368
Deposits from bank	-	-	-	-	-	-
Lease liabilities	-	-	-	-	172,620	172,620
Other liabilities	-	-	-	-	-	-
Total financial liabilities (contractual maturity dates)	44,926,368	-	-	-	172,620	45,098,988
Total financial assets (contractual maturity dates)	35,715,787	2,959,684	5,471,364	142,528	2,218,220	46,507,583

Assets available to meet all of the liabilities and to cover outstanding loans commitment include cash and balances with Da Afghanistan Bank, balances with other banks and receivable from financial institutions, placements, loans and advances to customers and security deposits and other receivables.

35.4 Off-balance sheet items

The dates of the contractual amounts of the Bank's off-balance sheet financial instruments that commit it to extend credit to customers and other facilities are summarized in the table below:

	Not later than 1 year		1 to 5 years		Over 5 years		Total	
	AFN '000	AFN '000	AFN '000	AFN '000	AFN '000	AFN '000	AFN '000	AFN '000
As at 31 December 2024								
Guarantees	18,488	-	24,479	-	-	-	-	42,967
Undrawn loans and overdraft facilities	34,899	-	115,898	-	-	-	-	150,797
Commercial letters of credit	-	-	-	-	-	-	-	-
Total	53,387	-	140,377	-	-	-	-	193,764
As at 31 December 2023								
Guarantees	-	-	881,875	-	-	-	-	881,875
Undrawn loans and overdraft facilities	-	-	153,591	-	-	-	-	153,591
Commercial letters of credit	-	-	-	-	-	-	-	-
Total	-	-	1,035,466	-	-	-	-	1,035,466

**AFGHANISTAN INTERNATIONAL BANK
NOTES TO THE FINANCIAL STATEMENTS
FOR THE YEAR ENDED 31 DECEMBER, 2024**

36 Fair value of financial assets and financial liabilities

Liquidity risk is the risk that the Bank is unable to meet its payment obligations associated with its financial liabilities when they fall due and to replace funds when they are withdrawn. The consequence may be the failure to meet obligations to repay depositors and fulfill commitments to lend.

(a) Financial instruments measured at fair value using a valuation technique

The table below analyses financial instruments carried at fair value, by valuation method. The various fair value levels have been defined as follows:

Level 1: quoted prices (unadjusted) in active markets for identical assets or liabilities.

Level 2: inputs other than quoted prices included within Level 1 that are observable for the asset or liability, either directly (i.e., as prices) or indirectly (i.e., derived from prices).

Level 3: inputs for the asset or liability that are not based on observable market data (unobservable inputs).

	Level 1 AFN '000	Level 2 AFN '000	Level 3 AFN '000
Investments in bonds - Fair value through OCI			
As at 31 December 2024	-	564,504	-
As at 31 December 2023	-	1,002,170	-

Valuation technique and key inputs used for investments in bonds were quoted market bid price in active market.

There were no transfers made among various levels of fair value hierarchy during the year.

(b) Financial instruments not measured at fair value

The table below summarizes the carrying amounts and fair values of those financial assets and liabilities which are presented on the Bank's statement of financial position at value other than fair value.

	Carrying Value		Fair Value	
	2024 AFN '000	2023 AFN '000	2024	2023
Financial assets				
Cash and balances with Da Afghanistan Bank	19,467,147	27,209,283	19,467,147	27,209,283
Balances with other banks	4,795,887	4,819,385	4,795,887	4,819,385
Placements - net	7,165,251	8,269,656	7,165,251	8,269,656
Investments - net	6,100,094	3,989,057	6,100,094	3,989,057
Loans and advances to customers - net	137,619	288,884	137,619	288,884
Security deposits and other receivables - net	1,383,822	618,964	1,383,822	618,964
Financial liabilities				
Customers' deposits	37,855,885	44,926,368	37,855,885	44,926,368
Deposits from bank	-	-	-	-
Other liabilities	711,434	437,593	711,434	437,593
Off-balance sheet financial instruments				
Bank's guarantees	42,967	881,875	42,967	881,875
Bank's commitments	150,797	153,591	150,797	153,591

The carrying values of these financial assets and liabilities approximates their fair values as at the date of statement of financial position.

(i) Investments:

These include investment bonds classified as held-to-maturity which are measured at amortised cost. The fair value of these investments is equal to the carrying amount.

(ii) Loans and advances, other assets and other financial liabilities

Fair value of loans and advances, security deposits and other receivables and all the financial liabilities cannot be calculated with sufficient reliability due to absence of current and active market for such assets and reliable data regarding market rates for similar instruments, so its carrying amount is its fair value. The provision for loans and advances has been calculated in accordance with the Bank's policy and

(iii) Off-balance sheet financial instruments

The fair value of the off-balance sheet financial instruments is equal to the carrying amounts.

Maf

**AFGHANISTAN INTERNATIONAL BANK
NOTES TO THE FINANCIAL STATEMENTS
FOR THE YEAR ENDED 31 DECEMBER, 2024**

37 Capital Management

The Bank's objectives when managing capital, which is a broader concept than the 'equity' on the face of balance sheets, are:

- (i) to comply with the capital requirements set by the DAB;
- (ii) to safeguard the Bank's ability to continue as a going concern so that it can continue to be self-sustainable; and
- (iii) to maintain a strong capital base to support the development of its business.

Capital adequacy and the use of regulatory capital are monitored regularly by the Bank's management. DAB requires each bank to maintain its Tier 1 Capital ratio and Regulatory Capital ratio to be at least 6 % and 12 % respectively. The Bank is maintaining this ratio well above the required level.

The table below summarizes the composition of the regulatory capital and ratio of the Bank:

	2024	2023
	----- AFN in '000 -----	
Tier 1 (Core) Capital:		
Total equity capital	3,984,117	3,864,101
Less:		
Intangible assets	(269,585)	(356,504)
Net deferred tax assets	-	(26,953)
Revaluation reserve on debt instruments at OCI	97,178	91,093
Profit for the year	(1,359,102)	(1,300,386)
	2,452,608	2,271,351
Tier 2 (Supplementary) Capital:		
General reserves as per DAB's regulation, but restricted to 1.25% of total risk-weighted exposure	155,709	128,135
Profit for the year	1,359,102	1,300,386
Revaluation reserve on bonds (45%)	-	-
	1,514,811	1,428,521
Tier 2 (Supplementary) Capital (restricted 100% of Tier 1 (Core) Capital)	1,514,811	1,428,521
	3,967,419	3,699,872
Risk-weight categories		
0% risk weight:		
Cash in Afghani and fully-convertible foreign currencies	12,829,626	21,810,259
Direct claims on DAB	6,637,521	5,399,023
Others	1,682,323	792,743
Total	21,149,470	28,002,026
0% risk-weight total (above total x 0%)	-	-
20% risk weight:		
Balances with other banks	11,961,572	13,096,066
Others	291,777	518,175
20% risk-weight total (above total x 20%)	2,450,670	2,722,848
50% risk weight:		
Others	498,062	549,267
50% risk-weight total (above total x 50%)	249,031	274,634

Real

100% risk weight:		
All other assets	9,051,808	7,501,478
Less: intangible assets	(269,585)	(356,504)
Less: Deferred tax assets	-	(26,953)
All other assets - net	<u>8,782,223</u>	<u>7,118,021</u>
100% risk-weight total (above total x 100%)	<u>8,782,223</u>	<u>7,118,021</u>
Credit conversion factor		
0% risk weight:		
Undrawn loan and overdraft facilities	<u>150,797</u>	<u>153,591</u>
Guarantees	<u>42,967</u>	<u>217,313</u>
0% credit conversion factor total (risk-weighted total x 0%)	<u>-</u>	<u>-</u>
0% risk-weight total (above total x 0%)	<u>-</u>	<u>-</u>
20% risk weight:		
Commercial letters of credit	-	-
Guarantees	-	661,590
20% credit conversion factor total (risk-weighted total x 20%)	-	-
20% credit conversion factor total (risk-weighted total x 20%)	<u>-</u>	<u>132,318</u>
100% risk weight:		
Guarantees	-	2,973
100% credit conversion factor total (risk-weighted total x 100%)	-	<u>2,973</u>
100% risk-weight total (above total x 100%)	<u>-</u>	<u>2,973</u>
Total risk-weighted assets	<u>11,481,924</u>	<u>10,250,794</u>
Tier 1 Capital Ratio		
(Tier 1 capital as % of total risk-weighted assets)	<u>21.36%</u>	<u>22.16%</u>
Regulatory Capital Ratio		
(Regulatory capital as % of total risk-weighted assets)	<u>34.55%</u>	<u>36.09%</u>

38 Islamic banking

The Bank started Islamic banking operation in November 2015 with following Islamic deposit products.

Qardul Hasana Current Account

This account is profit-free account specifically designed to meet the requirements of the Bank's customers. Account holders will have easy access to account at any time to meet their personal or business expenses.

Mudarabah Savings Account

This account is designed specifically to meet the requirements of customers who authorize the Bank to invest their cash deposits. Customers can deposit or withdraw money at any time they wish, and can earn profits on their savings.

msl

**AFGHANISTAN INTERNATIONAL BANK
NOTES TO THE FINANCIAL STATEMENTS
FOR THE YEAR ENDED 31 DECEMBER, 2024**

Mudarabah Term Investment Deposit

These funds are accepted with different investment periods. The Bank manages and invests the funds aiming at realizing the best profit for the mutual interest of the parties.

Below are the figures relating to Islamic banking as at 31 December 2024

	2024	2023
	AFN '000	AFN '000
ASSETS		
Cash and balances with Da Afghanistan Bank	5,037,240	3,905,451
Investments in wakala securities	493,150	498,249
Loans and advances to customers	77,172	41,305
Other assets	19,545,581	4,664
Total assets	25,153,144	4,449,669
LIABILITIES		
Deposit - current	23,364,479	3,533,761
Deposit - saving	1,506,949	827,680
Deposit - term deposit	3,875	-
Other liabilities	14,509	4,371,518
	24,889,812	8,732,959
EQUITY		
Share Capital	5,809	5,809
Accumulated profit / (losses) reserve	72,342	(24,724)
Total equity	78,151	(18,915)
Total liabilities and equity	24,967,963	8,714,044
Total profit income	27,858	27,428
Total profit expense	(10,591)	(10,422)
Net Profit Income	17,267	17,006
Other non profit income	191,608	89,366
Other non profit expense	(15,077)	(13,177)
Net non profit expense	176,531	76,189
Income from dealing in foreign currencies	(8,440)	(7,556)
TOTAL INCOME	185,358	85,639
Net provision for expected credit losses	(177)	11,427
NET PROFIT FOR THE YEAR	185,181	97,066

39 General

39.1 Corresponding figures have been reclassified / re-arranged wherever necessary to facilitate comparison in the presentation in the current year. However, there are no material reclassification / re-arrangement to

39.2 The figures in these financial statements have been rounded off to the nearest in thousands in AFN.

M&Q


**AFGHANISTAN INTERNATIONAL BANK
NOTES TO THE FINANCIAL STATEMENTS
FOR THE YEAR ENDED 31 DECEMBER, 2024**

40 Date of authorization for issue

These financial statements were authorized for issue by the Board of Supervisors of the Bank on 09-Mar-2025.

Mod


Chairman


Chief Executive Officer


Chief Financial Officer